



Quick & easy
FESTIVE HOOPS

£1,036
in prizes to
be won!*

FREE GIFT!

Brighten up your presents
with these jolly gift tags



www.cross-stitching.com

Cross Stitch CRAZZY

For cross stitch
addicts just like
YOU!



Say it in stitches
Create winter word clouds



Meet a maiden
Stitch this enigmatic lady



EXCLUSIVE



D.M.C.

It's Christmas!

Give a special gift with DMC's Tatty Teddy



Snowglobe
cards & tags



Sweet treats
to stitch!



جهت مشاهده جدیدترین اخبار، مقالات و دوره های آموزشی هنری به سایت ما

www.studio-tarahan.ir @studio.tarahan

مراجعه نمایید:



ON SALE
14 SEPT!

UK'S BEST
SELLER!
ONLY
£4.99
PLUS P&P*

SIMPLY CHRISTMAS

Everything you need for the perfect Christmas!

From cooking to crafting,
decorating to gift-buying,
Simply Christmas is packed with
ideas and inspiration to make
sure you have a very happy
holiday season!

Free!
Six stencils
for baking and
crafting



Plus!
Two fantastic
seasonal recipe
collections



FREE GIFTS INSIDE!
CHRISTMAS STENCILS PLUS RECIPE MAGAZINES

WORTH £5.99!
Ideal for baking and crafting!

NEW FOR 2017
THIS YEAR'S SEASONAL
TRENDS MADE EASY

UK'S BEST
SELLER!
ONLY £4.99

SIMPLY CHRISTMAS

Everything you need for the perfect Christmas!

WIN!
A FAMILY TRIP TO
Lakeland
(and a stay in a five-star hotel!)

**328
FESTIVE
IDEAS**

YOUR COMPLETE GUIDE TO
GIFTS, CRAFTS, RECIPES,
DÉCOR AND MORE

It's a wrap!
STYLE YOUR GIFTS
LIKE A PRO! TOP
TIPS INSIDE...

FREE!
BAKING &
PARTY FOOD
MAGAZINES
PLUS STENCILS
FOR COOKING
& CRAFTING

CHRISTMAS STENCILS
FOR BAKING & CRAFTING
6 DESIGNS

WIN! THE ULTIMATE PARTY KIT LAKELAND

CHRISTMAS Entertaining
CHRISTMAS Baking

Perfect bakes
ORIGINAL CRAFT
IDEAS AND FIRST
MOOD!

ORDER YOUR COPY NOW!

CALL 03330 162 138 and quote 'PRINT1'

ONLINE www.buysubscriptions.com/SimplyChristmas17

Lines are open 8am-6pm weekdays and 9am-1pm Saturday for orders only †Calls from landlines will cost up to 9p per minute.

Call charges from mobile phones will cost between 3p and 55p per minute but are included in free call packages.

*Prices including postage are £5.99 for UK residents, £6.99 for Europe and £7.99 for Rest of World. Please allow up to 14 days for delivery.

جهت مشاهده جدیدترین اخبار، مقالات و دوره های آموزشی هنری به سایت ما

www.studio-tarahan.ir @studio.tarahan

مراجعه نمایید:



Meet the team

Look out for these friendly faces inside *Crazy* – they're all mad about cross stitch, too!



Stacey Black
Art Editor
This month...
"Durene's magical snowman scene on page 56 is so adorable!"



Alison Maney
Production Editor
This month...
"My cards this year are going to be the snowglobes on page 74"



Leela Roy
Designer
This month...
"The cosy cottages from page 34 have really captured my imagination"



Fiona Baker
Technical Editor
This month...
"I love the warm colour palette of this month's gift ideas on page 20!"



Heather Nugent
Charting Assistant
This month...
"I've been inspired by Kaffe Fassett to create the quilted star designs on page 63"



Hannah Erskine
Charting Assistant
This month...
"I can't wait to hang Emma Congdon's word clouds from page 44 on my tree!"

Contact
crazy

www.facebook.com/crossstitchcrazy

www.twitter.com/crazy_magazine

www.cross-stitching.com

0117 933 8023

Cross Stitch Crazy

Immediate Media Company Bristol Ltd,
2nd Floor, Tower House, Fairfax Street,
Bristol BS1 3BN

Download our app!

Take *Crazy* with you wherever you go! Visit the app store on iTunes, Google Play, Amazon or Zinio to download our digital issues today.



Welcome...



... to the Christmas issue of *Crazy*! Although the daylight hours are starting to dwindle, we've got plenty of stitching to keep you feeling bright and cheerful all through the winter months. Start with your free gift – a set of gift tags featuring eight cute

penguins, all wrapped up in cosy knitwear!

Our exclusive this month is the perennially popular Tatty Teddy, who's getting ready to give a special present over on page 10. If you've still got some gifts of your own to prepare, turn to page 20 for some warm winter ideas, or make Lesley Teare's quick-to-stitch mini hoops from page 37. Decorate your home and hearth in style with Emma Congdon's cool Christmas word clouds on page 44, or turn to page 28 to meet a traditional Medieval lady dressed in swathes of emerald and gold. Elsewhere, get stuck into our festive wreath alphabet on page 49, create cute ballerina cards on page 74, or stitch a friendly snowman scene from page 56 – it truly is the most wonderful season to be a stitcher!

Rachel X



SAVE WHEN YOU SUBSCRIBE to the digital edition

Download on the
App Store

GET IT ON
Google play

Available on
amazon kindle fire

TURN TO PAGE 32 TO FIND OUT MORE



جهت مشاهده جدیدترین اخبار، مقالات و دوره های آموزشی هنری به سایت ما

www.studio-tarahan.ir @studio.tarahan

مراجعه نمایید:



Inside...

Your Christmas issue of *Crazy*

EXCLUSIVE!



10



49



44

MustStitch

- 8 Your free gift!***
Stitch bundled up penguins for gift tags with your free kit
- 10 Exclusive**
Tatty Teddy wants to wish you a Merry Christmas!
- 19 Celeb stitch**
Create a portrait of heart-throb Ryan Gosling

- 20 50 gift ideas**
Sugar, spice and all things nice for the holidays!
- 28 Stitch with**
Go glam with Shannon Wasilieff's lady in green
- 34 Crazy for...**
... cosy cottages!
- 37 Simply 7**
A set of stained glass designs by Lesley Teare
- 44 Weekend**
Decorate your home with Christmas word clouds

- 49 One nighters**
A festive wreath alphabet
- 56 Special**
Make friends with cute robins and a snowman
- 63 Quick stitch**
Stitch pretty patchwork
- 64 Kids**
Fair Isle-style bunting!
- 70 Challenge Lucie**
... with reader requests!
- 74 With love**
Stitch sweet snowglobes

20



19



64

جهت مشاهده جدیدترین اخبار، مقالات و دوره های آموزشی هنری به سایت ما

www.studio-tarahan.ir @studio.tarahan

مراجعه نمایید:



YOUR FREE GIFT CUTE PENGUIN GIFT TAG KIT

8

* Gift available with print edition only



74



56



37

MustRead

- 6 **Reader panel**
Meet three *Crazy* readers!
- 14 **Letters**
See stitchers' recent work
- 36 **Join us online**
Cross stitch news online!
- 42 **Christmas card feature**
Make your stitched cards look extra special

- 54 **Special feature**
Learn about Craftivism with Sarah Corbett!
- 60 **Stitch and chat**
Read all the latest stichy gossip and stories!
- 61 **Crazy's Angels**
Ask our experts anything!
- 72 **Track it down**
Challenge Sherlock Anne to find any chart or kit

- 78 **Guidelines**
Your essential guide to all things cross stitch

MustWin

- 53 **Enter to win!**
We've got £1,036 worth of prizes up for grabs!
- 82 **Teabreak**
Solve the puzzles and enter to win a prize!

MustBuy

- 26 **Must haves**
The best new stichy buys
- 32 **Subscribe to *Crazy***
Get a 14-day free trial when you subscribe today!
- 80 **Next month**
Take a sneak peak at what's coming up next in *Crazy* issue 236

£1,036
OF PRIZES TO
BE WON!



53



جهت مشاهده جدیدترین اخبار، مقالات و دوره های آموزشی هنری به سایت ما

مراجعه نمایید:

www.studio-tarahan.ir @studio.tarahan



Over to you...

These stitchers are this month's reader panel stars, so keep an eye out for their comments throughout the issue!



Karen Gough Mansfield

Which project are you most proud of?

John Clayton's Duck Pond. My dad started it shortly before he passed away, and I asked my mum if I could finish it in his memory.

Who do you most like to stitch for?

I love to stitch for my family, as my mum and mother-in-law are both stitchers as well. We all take an interest in each others' projects and know how much time, effort and love goes into each piece.

How cross stitch crazy are you?

I'm crazy to the point where I keep a list of pieces I've finished and on what date, and keep a record of any design I like!

Who's your favourite character to stitch?

I love Tatty Teddy and have most of the designs available. The downside is all the backstitch but it helps bring him to life.



Jacqui Gilfillan Weymouth

How would you describe your stitching style?

I'm a flexible stitcher. I stitch what I enjoy and I love to challenge myself and try new things. I believe you're never too old to learn something new!

Which cross stitch designer would be your dream dinner party guest?

Elizabeth Almond of Blackwork Journey. She's such a talented and experienced stitcher, and is so generous with sharing her knowledge and designs.

How cross stitch crazy are you?

Very! I rarely sit idly and spend a lot of my spare time with my cross stitch.

When I'm not stitching, you'll find me...

Gardening, cooking, reading, designing, gaming... I don't tend to be idle, so I have interests that cover all contingencies!



Sarah Walters Sleaford

Which occasion gets your needle twitching?

Definitely Christmas. I enjoy making Christmas cards with

the cover gifts from *Crazy*. It's nice to hear how pleased my family are with their cards!

Who taught you how to cross stitch?

My mum taught me about 30 years ago.

Which celeb would you most like to stitch?

Peppa Pig. She's not a celebrity to me, but she is to my daughter!

Who is your favourite character to stitch?

I love to stitch The Snowman. I've completed a few of the kits now and can't wait to get them in frames ready to put up at Christmas time.

Who do you most like to stitch for?

Mostly for my daughter. I've got some lovely Tatty Teddy kits to keep me busy. I'm completing them for her bedroom.

We want to hear from you...

If you'd like to feature in *Crazy*, email crazyreaderpanel@cross-stitching.com or send a letter marked 'Reader panel' to the address on the right. We'll need your name, email address

EDITOR Rachel Beckwith
rachel@cross-stitching.com
ART EDITOR Stacey Black
PRODUCTION EDITOR Alison Maney
DESIGNER Leela Roy
TECHNICAL EDITOR Fiona Baker
CHARTING ASSISTANTS
 Heather Nugent, Hannah Erskine
PHOTOGRAPHY Steve Sayers
MODEL www.gettyimages.co.uk
CONTRIBUTORS Susan Bates, Emma Congdon, Maria Diaz, Lucie Heaton, Diane Hollands, Durene Jones, Carol McCormick, Cheryl McKinnon, Lesley Teare, Claire Vaughan, Shannon Wasilieff
GROUP ADVERTISEMENT SALES MANAGER
 Penny Stokes
SENIOR BRAND SALES EXECUTIVE
 Victoria Allan ☎ 0117 300 8214
victoria.allan@immediate.co.uk
DIRECT MARKETING EXECUTIVE
 Joe Jones
DIRECT MARKETING ASSISTANT
 Rachel Shircore
RIGHTS ASSISTANT Kristin Eriksen
PRODUCTION DIRECTOR Sarah Powell
JUNIOR PRODUCTION COORDINATOR
 Lily Owens-Crossman
BUYING TEAM
 Paul Torre, Corinne Mellerup, Karen Flannigan
PUBLISHING DIRECTOR Cath Potter
PUBLISHER Charlotte Morgan
CEO Tom Bureau
MANAGING DIRECTOR Andy Marshall
HEAD OF LICENSING & SYNDICATION
 Joanna Marshall
PRINTED IN ENGLAND BY
 William Gibbons
REPROGRAPHICS
 Tony Hunt, Chris Sutch, Rob Fletcher

For all UK subscription order enquiries, back issue and binder sales, please call ☎ 0330 162 133 or email crossstitchcrazy@buysubscriptions.com. Calls from landlines will cost up to 9p per minute. Call charges from mobile phones will cost between 3p and 55p per minute but are included in free call packages. Lines are open 8am-6pm weekdays and 9am-1pm on Saturdays.

To subscribe online, log on to www.buysubscriptions.com/crazy. For overseas subscriptions, please call ☎ +44 (0) 1604 973 741 or email crossstitchcrazy@buysubscriptions.com. For US and Canadian subscriptions, please call ☎ 1-800-428-3003 or email helpline@imsnews.com

Annual subscription rate for 13 issues: UK £49.99, Europe £64, rest of the world £79.

We are happy for you to photocopy our charts as long as it is for personal use only. No part of the magazine may be resold without permission. You can photocopy subscription, mail order coupons and competition entry forms (one per reader please).

Cross Stitch Crazy is published by:

IMMEDIATE MEDIA CO

Immediate Media Company Bristol Ltd, 2nd Floor, Tower House, Fairfax Street, Bristol BS1 3BN. Tel: 0117 927 9009



16,960 combined print and digital total (1st January to 31st December 2014)
www.abc.org.uk

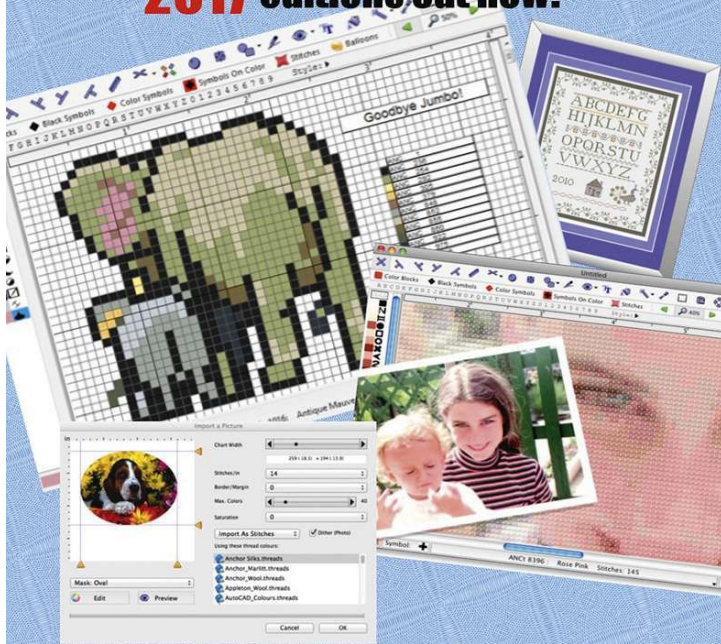
Immediate Media Company Bristol Ltd is dedicated to producing the very best consumer specialist interest magazines, edited and designed to inform our readers, enhance their lives and give them the best value for money possible. Please visit www.immediate.co.uk for details of our other publications. We take great care to ensure all elements of *Cross Stitch Crazy* are accurate. However, we accept no liability for any misprints or mistakes that appear in this magazine. All prices quoted are correct at the time of going to print.
 © Immediate Media Company Bristol Ltd
 Immediate Media Company Bristol Ltd is working to ensure that all of its paper is sourced from well-managed forests. This magazine can be recycled, for use in newspapers and packaging. Please remove any gifts, samples or wrapping and dispose of it at your local ♻️



MacStitch/WinStitch

from Ursa Software
cross stitch for *your* computer

2017 editions out now!



Prices from 25 to 40 pounds.
Demo version available free.
www.ursasoftware.com



ZWEIGART

THE needlework fabric



Sashiko

New booklet: No 104/297



See our Website



Shipping Worldwide

@ ~ www.goldworkembroidery.com
or ~ www.goldworkkits.co.uk

Home Embroidery Kits Canvas Work Kits Leather Threads Shipping Information Blog Reviews Contact

Goldwork Kits by Carolyn

"Knot Garden"

£29.95 plus £3.00 p&p.
Stitched Area - Approx. 18.0 cm square.

Combining Canvaswork and Goldwork techniques, **Knot Garden** is worked in pinks, blues, aquas and silver, and a wonderful space-dyed silk thread, which gives a very delicate quality. Unique dyed silver canvas is used and a large number of amethyst lined beads.

It also has three different colours of leather - **Bubblegum pink, Turquoise and Silver.**

For details of our other kits and our full range of Leather, contact our telephone 0121 705 2021

Internet site for:
Threads & Gems
Le Kits
Fun

New fabrics: Belfast in blue & grey

Articles 3609-589 (blue), 3609-7026 (grey)
and 3609-100 (white)



For stockists contact:

Sewandso | www.sewandso.co.uk

جهت مشاهده جدیدترین اخبار، مقالات و دوره های آموزشی هنری به سایت ما

www.studio-tarahan.ir @studio.tarahan

مراجعه نمایید:



FreeGift



GIFT AVAILABLE
with print edition
of issue 235 only
CALL ☎ 03330
162 133 TO BUY!

*Make these cold
weather cuties up*

جهت مشاهده جدیدترین اخبار، مقالات و دوره های آموزشی هنری به سایت ما

مراجعه نمایید:

www.studio-tarahan.ir @studio.tarahan



Your free gift

QUICK
& EASY
DESIGNS
TO STITCH
TODAY!

Penguin tag kit!

Keep cosy this winter with these adorable penguin gift tags!

The winters are chilly down in the South Pole, so these little penguins need to put on their best knitwear to stay nice and warm in the snow. Dress these cuties up in adorable pink and blue winter outfits when you stitch them using your free kit, which comes with everything you need to create six different gift tags. Attach them to your presents, or hang them on your tree for an extra dose of Christmas cuteness! And the fun doesn't need to

stop there – use your penguin tags for winter birthdays and New Year gifts, too! No matter what the occasion, these adorable penguins are sure to cause a stir.

As these tiny tags are easy to make, you can use them to help a new stitcher practice their whole stitches and backstitch. You could even hold a stitching lesson in your own home – let everyone pick their favourite penguin to stitch as you teach. They'll have their new skills all wrapped up in no time! ●

Cute penguin tags

✦ Cross stitch in two strands

| | DMC | Anchor | Madeira | Colour |
|---|-------|--------|---------|-----------------|
| ∩ | B5200 | 1 | 2401 | white |
| ■ | 310 | 403 | 2400 | black |
| ♥ | 601 | 63 | 703 | dark pink |
| ◊ | 603 | 55 | 505 | pink |
| A | 605 | 1094 | 613 | light pink |
| ☆ | 742 | 303 | 114 | tangerine |
| ☾ | 3844 | 1089 | 1102 | turquoise |
| ☼ | 3846 | 1090 | 1103 | light turquoise |

✦ Backstitch in one strand

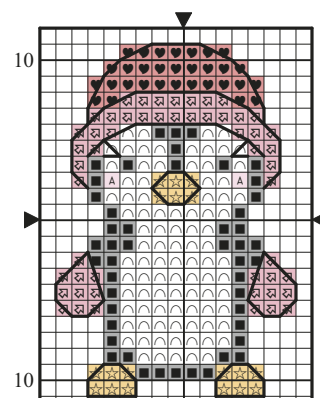
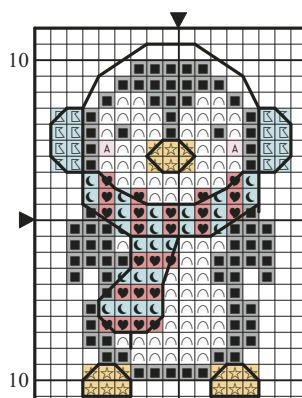
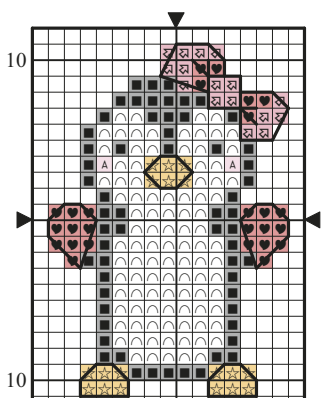
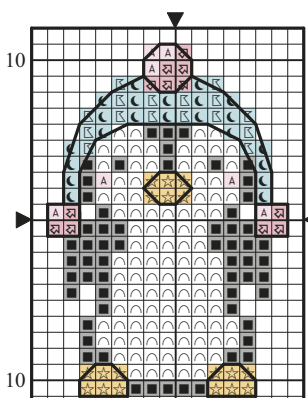
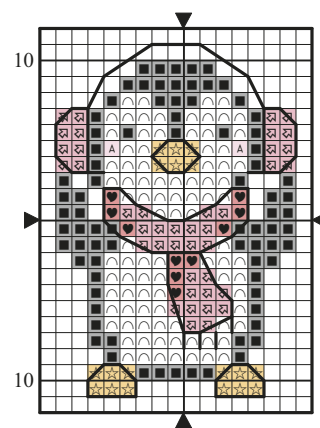
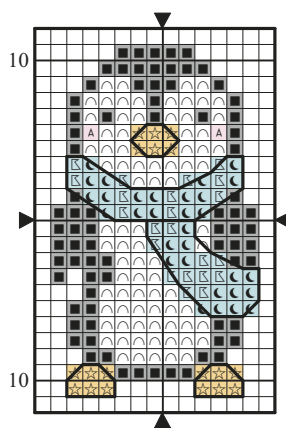
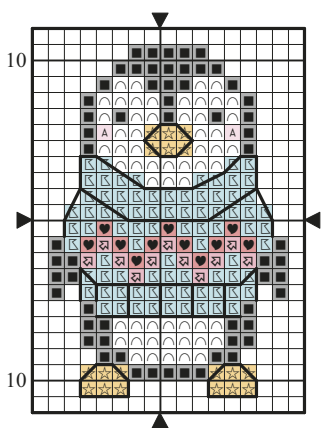
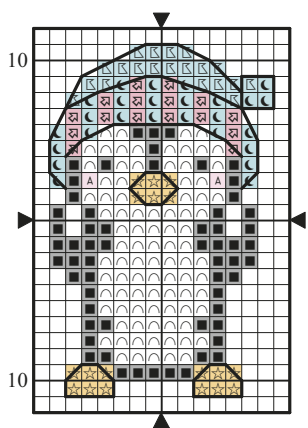
| | | | | |
|---|-----|-----|------|-------|
| — | 310 | 403 | 2400 | black |
|---|-----|-----|------|-------|

✦ Whole stitches only

Max stitch count 22 (h) x 15 (w)

Design area on 14-count fabric 4x3cm (1½x1in)

Stitched by Laura Boyter



جهت مشاهده جدیدترین اخبار، مقالات و دوره های آموزشی هنری به سایت ما

مراجعه نمایید:

www.studio-tarahan.ir @studio.tarahan



ExclusiveDesign

The gift of love

Tatty Teddy gets ready for the giving season in this Christmas stitch – and here's a present just for you!
Exclusive to Crazy!

Make merry this holiday season with everyone's favourite blue-nosed bear! This year, Tatty Teddy tromps through the snow to give you a very special gift – a heart-shaped box of chocolates so big that the little bear can't even keep it hidden!

Show a friend or family member how much you love them this Christmas by stitching and giving this rewarding project, which includes French knots, lots of backstitch and

Need to know

Stitch Time
35 hours (approx)
Stitch Types
Whole cross stitch, backstitch, French knots

whole stitches. Fellow stitchers are bound to be impressed when you show them your handiwork! Start stitching Tatty Teddy now and have this project ready for Christmas Day. ●

ShoppingList...

Threads - DMC stranded cotton as listed in the key

Needle - Size 24 tapestry needle

Fabric - DMC 14-count delft blue (800) iridescent aida measuring 35x35cm (13³/₄x13³/₄in). To buy, visit www.sewandso.co.uk or call ☎ 0800 013 0150

Extras - Frame and mount of your choice with a minimum aperture of 21x20cm (8¹/₄x7³/₄in)

Carte Blanche Greetings @ cbg.co.uk



جهت مشاهده جدیدترین اخبار، مقالات و دوره های آموزشی هنری به سایت ما

www.studio-tarahan.ir @studio.tarahan

مراجعه نمایید:



Stitch Tatty Teddy on iridescent aida to add some sparkle to your work!



EXCLUSIVE




جهت مشاهده جدیدترین اخبار، مقالات و دوره های آموزشی هنری به سایت ما

www.studio-tarahan.ir @studio.tarahan

مراجعه نمایید:





جهت مشاهده جدیدترین اخبار، مقالات و دوره های آموزشی هنری به سایت ما


www.studio-tarahan.ir @studio.tarahan

مراجعه نمایید:



Crazy tip

Use metallic threads, beads or hand-dyed aida for an extra special touch



ReaderSays...



Tatty Teddy looks so adorable holding a box of chocolates! I would love to stitch this design for a cushion, which could come out every festive season.

Karen Gough, Mansfield

Tatty Teddy

✦ Cross stitch in two strands

| | DMC | Colour |
|---|-------|------------------|
| ∩ | blanc | white |
| t | 162 | delft blue |
| ⦿ | 318 | grey |
| * | 415 | light grey (x2) |
| ☾ | 519 | sea blue |
| ♥ | 666 | red |
| ♦ | 701 | green |
| § | 703 | light green |
| ↗ | 3705 | scarlet |
| ↘ | 3706 | light scarlet |
| ⊠ | S321 | (DMC satin) |
| A | S818 | (DMC satin) |
| ☆ | 4010 | (DMC variegated) |

✦ Backstitch in one strand

| | | |
|---|-------|-------------|
| — | 413 | dark grey |
| — | S3820 | (DMC satin) |

✦ French knots in two strands

| | | |
|---|-----|-----------|
| ● | 413 | dark grey |
|---|-----|-----------|

✦ Whole stitches only

Stitch count 115 (h) x 110 (w)

Design area on 14-count fabric
21x20cm (8¼x7¾in)

Stitched by Alison Love

There'sMore

Pick your perfect project for the festive season with even more adorable Tatty Teddy designs! Find your local stockist at www.dmc.com



▲ My Snowman (BL1098-72), Me To You counted cross stitch Christmas kit, £22.99



▲ Heart (BL1136-72), Me To You printed cross stitch kit, £17.99



▲ Santa Bear (BL1104D-72), Me To You mini cross





Your letters

We love seeing your latest stitching success, so why not send us an email or letter with a photo? If we print yours, you'll win a fab prize!

Star letter

Bee kind

I was absolutely devastated when the Manchester attack took place in May and, being from Manchester myself, I wanted to do something to contribute to all the victims and their loved ones. When I saw the Manchester bee chart on your Facebook page, I knew exactly what to do. After stitching 63 bees on plastic aida and making keyrings with them, I sold them all and raised £140 for the We Love Manchester charity! Thank you for providing the chart, which allowed me to raise all this money for a charity that means a great deal to me.
Daisy Lummis, Manchester

► Daisy stitched Lucie Heaton's bee for charity!



You are a winner!
Daisy Lummis

Rachel says: I'm so pleased that you used Lucie Heaton's free bee chart to raise money for charity. Well done on stitching a whopping 63 versions of the same design, too!

WIN!

Each month our star letter winner receives a fantastic prize!

This month's Star letter winner will receive this A Snowy Day Out kit by Goldleaf Needlework, worth £18 and stitched on beautifully decorated 14-count Snowfall aida. For more information, visit www.goldleafneedlework.co.uk



WORTH £18

Summer school

Thank you for the lovely Margaret Sherry free kit that came with issue 230. I used these cards as thank you notes for my daughter's teachers. I hope they liked them!
Nikki James, Powys



▲ Margaret Sherry designed these hedgehogs!



Alison says: Of course they did, Nikki! They couldn't help it. My heart melts every time I see Margaret Sherry's cute hedgehogs. I think they're even cuter than the real ones in my garden! Thanks for sharing your work with us.

By any other name

Not so long ago, my dad had his 'Name day' – a celebration on the day of the saint he was named after. The evening before the party, I had the idea to stitch something for him, but I didn't know what. Then I found one of your kits in my cross stitch box. I started stitching it immediately and fortunately I managed to finish it on time. It was a card for Father's day, but I made it into a picture to hang on the wall. It's a really cute design. Thank you and best wishes.
Marta Wichlacz, Poland

Alison says: Crazy to the rescue! This is exactly why I always keep my free kits – you never know when you might need them. I hope your dad liked your gift as much as we do.



▲ Marta stitched this for her Dad in one evening!

Quiet time

Hello, I'd like to share this picture of my finished piece, Hush Little Bunny, a Gorjuss kit by Bothy Threads. My mum bought me the kit for my birthday as she said it reminded her of me as a child. I don't see that, but I love the slight Alice in Wonderland vibe I found in the piece while stitching it – especially as *Alice's Adventures in Wonderland* is one of my all-time favourite books! This stitch now sits proudly in my reading corner.
Kerry Swales, Doncaster

Rachel says: I love the frame you found



▲ Kerry hung this stitch in her

جهت مشاهده جدیدترین اخبار، مقالات و دوره های آموزشی هنری به سایت ما

www.studio-tarahan.ir @studio.tarahan

مراجعه نمایید:



Hippy dippy

Thank you for sending me the Mouseloft Cactus mini kit as a prize for being on the Letters page! It'll be a great companion project for a 3D felt cactus that I'm going to make soon. This month, I've enjoyed stitching this little hippy character from the Gift ideas in *Crazy* issue 229 to make a special birthday card for my friend. We used to quote lines from *The Young Ones* all the time, including "Heavy", Neil the Hippy's catchphrase. So, I thought this would be apt for her! I'm spoilt for choice with charts from *Crazy* that I want to stitch. I especially like your folk art designs (from Gift ideas, again) in issue 226 and the mermaid cards in issue 231. Sending my best wishes to all the team!

Alison Kent, Eastbourne

Rachel says: Your card made me laugh, Alison, and I'll bet your friend won't be able to stop chuckling when you give it to her!



▲ Alison made this as an inside joke with a friend

Quick stitch!

Send us a picture of your first finished project from this issue of *Crazy*, and you could win First Past the Post!

The bug is back

I loved the stocking gift from the latest issue! I had to stop everything I was doing to start. I haven't stitched in a while, but now I have my stitchy bug back again. Thank you! I had some glittery ribbon, which I used to make mine slightly different.

Natalie Jones, Mid Calder

Alison says: Love the ribbon, Natalie. Great job on this!

► This sweet gift came with *Crazy* issue 234!



Wolf pack

My husband bought me this kit – I don't think he realised that it would take me four years to complete! There were 52 different skeins of grey and beige. The finished project now hangs in pride of place on our lounge wall. Visitors think at first that it's a painting, but then realise it's hundreds of stitches and are amazed! I enjoy receiving *Crazy* magazine and all the lovely gifts included. Thank you to all the staff for all their hard work!

Carole Mulvaney, St Neots

Rachel says: Four years! Now that's dedication. And it's not easy working with such similar colours – I hope you took frequent breaks to rest your eyes! In any case, all that work was definitely worth it. Look how beautiful your finished project is! Thanks for sharing this with us.



▲ Carole spent four years on this amazing design!

Snuggles and cuddles

Just wanted to share my finished cover kit from *Crazy* issue 232. It reminds me of me and my little boy, so I've hung it on his bedroom wall. Thank you for the amazing kits and charts!

Patricia Ivens-Bentley, Brighton

Alison says: Excellent – we love this cute hoop kit, too. And it's been ever so popular! If you and your son are like these foxes, you must be quite a pair, Patricia! I'm sure you two will have many snuggles in his room under this sweet stitch.

► Patricia thinks of her son when she sees this!



Subs stars

Each month, three subscribers are selected to win a prize as a thank you for their loyalty to *Crazy*.



WORTH OVER £31!

Prizes every month!

This month, our lucky winners will receive this majestic Snow White kit from Bothy Threads, worth over £31! It's an absolute joy to stitch. For your chance to win, turn to page 32 and subscribe to *Crazy* today. See below for this month's Subs stars winners.

- Pamila Bye Subs no: DOVECU4830342
- Diane Dent Subs no: DOVECU4829064
- A Morgan Subs no: DOVECU4828290

To find out how to become a *Crazy* subscriber, turn to page 32!



Your Letters

Stitchy memories

I wanted to share my latest finish with you. This is a photo of my nan and grandad converted by the wonderful people at DMC using Stitch-a-Photo. My grandad passed away when I was small, but my nan has always been there. Then, sadly, in May this year we lost her. She left behind six children, 18 grandchildren and 22 great-grandchildren! I always turn to my cross stitch when I'm feeling low or sad, as it really helps to take my mind off things. I decided to stitch this for my dad for his upcoming birthday. The pressure was on, but I managed to finish it the day before (thankfully) and he was over the moon with it. It now sits in pride of place in his living room.
Clare Eastwood, Watford

Alison says: What a touching story, Clare. I'm sure your father will cherish such a meaningful project!



▼ Clare stitched this photo of her grandparents

A little birdie told me

Here's the robin I made for my mum from *Crazy* issue 232. Robins are her favourite bird, and as soon as I saw it I knew I had to make it for her. She always sees me making cross stitch presents for friends and family, so I was long overdue to make something special for her.
Stephanie Ray, Bristol

Rachel says: This was one of my favourite projects in issue 232, Stephanie. It's hard not to love a little red robin at this time of year! I hope your mother loved her gift.



◀ Stephanie decided to make a gift for her mum!



▲ These projects come from a *Crazy* chart book!

Hang in there

I wanted to share my three finished hangings. They're from the free exclusive chart book by Emma Congdon, which came with issue 231. I love the crafty sentiments which now decorate my craft room wall. They give me the inspiration to get more sewing done!
Linda West, Isle of Man

Alison says: Simply stunning, Linda. I can't even begin to tell you how much I like these sewing-themed hangings. You made each one up so beautifully!

Easy as abc

Over the past three years I have become obsessed, in a small way, with cross stitch! I love doing initials as presents for myself or friends, usually patched onto notebooks. I also love doing other designs that catch my eye and give me ideas for cards or gifts. So, thank you for the inspiration! I think all of these designs are from *Crazy*.
Elizabeth Hope, Ireland

▶ Elizabeth made gifts using these pretty letters

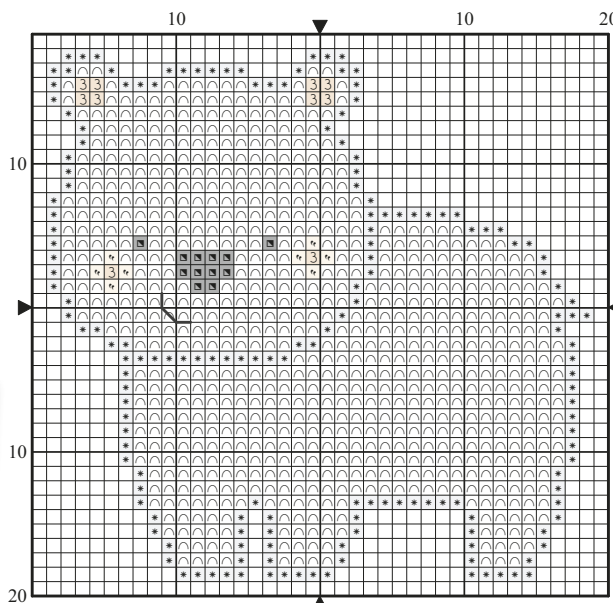



Rachel says: Nicely done! You've picked designs in lovely vibrant colours – I think you'll like the festive wreath alphabet on page 49.

Cross Stitch Quickie!

Visit a fluffy bear in the frozen north with this sweet stitch!

Next month
CUTE CROCODILE



Cuddly polar bear

✖ Cross stitch in two strands

| | DMC | Anchor | Madeira |
|---|-------|--------|---------|
| ∩ | blanc | 2 | 2402 |
| 3 | 754 | 1012 | 305 |
| * | 762 | 234 | 1804 |
| ⊕ | 948 | 892 | 306 |
| ■ | 3799 | 236 | 1713 |

✖ Backstitch in one strand

| | | | |
|---|------|-----|------|
| — | 3799 | 236 | 1713 |
|---|------|-----|------|

✖ Whole stitches only

Stitch count 37 (h) x 38 (w)
Design area on 14-count fabric
6.5x7cm (2½x2¾in)

جهت مشاهده جدیدترین اخبار، مقالات و دوره های آموزشی هنری به سایت ما

www.studio-tarahan.ir @studio.tarahan

مراجعه نمایید:





▲ Aisha shows off her work on Instagram!

Welcome to the jungle

I hope you like my silhouetted elephants from *Crazy* issue 230. I stitched them on 14-count African Sunset aida from Sew it All for my husband's birthday today. I finished it at 10:45pm the night before and have just got it framed. I decided to use a round mount in a square frame, as I wanted to show off the green grass at the bottom – it's a lovely section of the fabric and a hoop would hide that bit. The heat made it hard to complete as my hands kept sweating a lot!

Caroline Green, via email

▶ Caroline shows off her fabric to maximum effect!



Alison says: You're right, the fabric is so lovely and it deserves to be shown off. Your husband must have been thrilled by this gorgeous gift! It looks great in a round mount, too.

Insta-famous

I've been a massive fan of *Crazy* ever since I was young – the love of stitching was passed on to me from my mum. I now have my own Instagram page to show off my work and love of cross stitch, @aishas_stitchery. I specialise in making cross stitch pendants and also Islamic cross stitch. I would most appreciate it if you could show my work in an issue of *Crazy*, as this has been my dream! Many thanks!

Aisha Firdaws, London

Rachel says: It's wonderful to hear that you've been a fan of *Crazy* for so long – I've looked up your page and it's lovely! We've just joined Instagram, too, so follow us @crossstitchcrazymag for the latest news.

Make it your own

I loved the refreshingly different choice of colours and patterns in this lively fox and cub hoop kit! I really enjoyed adding the white backstitch and details on the tail. I collaged elements from an old nature diary and attached the whole project to a shop-bought wreath. The words 'grow strong', which I added, are what I imagine the mother is thinking about her cub as she snuggles up to her. It was a pleasure to stitch! Hope you like it.

Caroline Wayne, Kent

Alison says: Wow, how creative! I love it. You really made this project unique to you. Well done!



▲ Sylvia's lively 80-year-old sister still rides her bike!

Bicycle race

When I saw the pink bike that Lucie designed for a reader on the Challenge Lucie page of issue 229, I knew I wanted to stitch it for my sister. She'll be 80 years old next month and she still rides her bike! I changed the colour to match my sister's bike and added words to personalise it. Hope you like the finished card. I know Pauline will!

Sylvia Proctor, Leeds

Rachel says: Wow, I hope to be that active when I'm 80! Good for Pauline. And I love the simple colour swap, too.



▲ Caroline turned her stitching into a pretty wreath!



▼ This butterfly was the free gift in issue 228

Flying start

Hi, first time writing in! I stitched the butterfly frame kit for my four-year-old. I also used gemstones from my late mum's craft kits so my daughter would have something to remember her grandma by. Mum was an avid stitcher who never missed an issue of *Crazy*. When she passed, I inherited all the free gifts she had saved for me. Hope you like the version I've done – it's a bit different, as I used my daughter's favourite colours.

Victoria Hough, Lancashire

Alison says: Your mother sounds like a special person, Victoria, and I'm glad the butterfly kit can help your daughter remember her grandmother. Thank you for sharing this!

Get in touch!

We love to see what you've been busy stitching, so get in touch and tell us all about it, and don't forget to include a picture! Every letter printed wins a super cute kit from www.Mouseleft.co.uk

Email: crazyletters@cross-stitching.com

Facebook: facebook.com/crossstitchcrazy

Twitter: twitter.com/crazy_magazine

Write to: Rachel Beckwith, *Cross Stitch Crazy*, 2nd Floor, Tower House, Fairfax Street, Bristol BS1 3BN



We reserve the right to edit your correspondence



JUST Art STITCH

Counted Cross Stitch, Bead Embroidery and Magic Diamond Painting kits, Needlework/Wooden Frames, Preciosa Czech Beads for Stitching, etc..

Google www.justartstitch.co.uk Search

Find us on Facebook Just Art Stitch

Sheena Rogers designs

Mini Cushion Cross Stitch Kit

Diana, Princess of Wales

A tribute in cross stitch, Design size: 6" x 7" Kit Price: **£19.99** plus p+p per order

For the full range of Mini Cushion Cross Stitch Kits please visit the website: www.sheenarogersdesigns.co.uk

Cross Stitch The World

"Stitching all things vintage"

Stitching vintage posters from around the world and other designs including Art Dec and, Art Nouveau. Choose your chart from black and white or colour, count, by post by email for you to print at your leisure.

www.crossstitchtheworld.co.uk
Tel: +441745 853920

APERTURE CARDS

- For Every Occasion -

Craft Creations
www.craftcreations.com



Recycle your magazine and seven days later it could come back as your newspaper.

recycle

The possibilities are endless.

جهت مشاهده جدیدترین اخبار، مقالات و دوره های آموزشی هنری به سایت ما

مراجعه نمایید: www.studio-tarahan.ir @studio.tarahan




Ryan Gosling



GETTY IMAGES

It's hard not to fall in love with Ryan Gosling, star of the new *Blade Runner* movie!

We're all fans of Ryan Gosling here at *Crazy Towers*. Some of us fell for him as kids while watching *The Mickey Mouse Club*, a few swooned over his smoldering role in *The Notebook* and still others discovered him through indie movies like *Drive* and *Blue Valentine*. And each of us are so excited to see him in *Blade Runner 2049* that we might all decide to stitch this sexy portrait! ●



Ryan Gosling

✦ Cross stitch in two strands

| | DMC | Anchor | Madeira |
|---|-------|--------|---------|
| ∩ | blanc | 2 | 2402 |
| A | 152 | 894 | 2310 |
| ♡ | 225 | 271 | 814 |
| ■ | 310 | 403 | 2400 |
| ◉ | 420 | 374 | 2104 |
| ◊ | 422 | 943 | 2102 |
| S | 613 | 831 | 2109 |
| K | 869 | 375 | 2105 |
| t | 932 | 1033 | 1710 |
| 3 | 950 | 4146 | 2309 |
| ⋈ | 3770 | 1009 | 2314 |
| ? | 3774 | 778 | 306 |
| b | 3828 | 373 | 2103 |
| + | 3863 | 379 | 1912 |
| Q | 3864 | 376 | 1910 |

✦ Whole stitches only

Stitch count 97 (h) x 68 (w)

Design area on 14-count fabric
17.5x12.5cm (7x4 3/4in)

Reader's pick!
Requested by
NICKY PERKINS

Who would you like to see as a *Crazy Celeb* stitch? It might be your favourite actor, a Hollywood icon or even a sporting great! Email your requests to celebstitch@cross-stitching.com or post them to: Celeb stitch, *Cross Stitch Crazy*, 2nd Floor, Tower House, Fairfax Street, Bristol BS1 3BN.

If the celebrity you request is picked to appear in a future issue of *Crazy* then you could be the lucky winner of a fantastic mystery gift.

And, don't forget to email any photos of your stitched celebrities to rachel@cross-stitching.com for your chance to appear on *Crazy's* Letters page and possibly win a prize!



50

Sugar and spice

Gift ideas



Gingerbread cookies, mulled wine, mince pies – Christmas sweetness tastes best with a pinch of spice!

Designed by Cheryl McKinnon

We're getting hungry just looking at all these Christmas treats! Pile a plate high with rich puddings, crunchy biscuits, fragrant clementines and more – all cooked up in stitches! Warm tones of cinnamon orange and berry red infuse these motifs with all the homely aromas of a festive kitchen. After stitching this tasty selection, you'll be known for giving the sweetest Christmas gifts around! ●

Need to know

Stitch Time

2-7 hours each (approx)

Stitch Types

Whole cross stitch, backstitch, French knots



A cinnamon stick makes a great hanger!

Shopping List...

Threads - Stranded cotton as listed in the key

Needle - Size 24 tapestry needle

Fabric - Zweigart 14-count white aida measuring a maximum of 15x15cm (6x6in) for most designs and 14-count 5cm (2in) wide white aida band cut to desired length. To buy, visit www.sewandso.co.uk or call ☎ 0800 013 0150

Extras - Makower Christmas Fabric: Mini Novelty Mittens on Red (6407-20) from www.cottonpatch.co.uk; 3in wooden embroidery hoop from Sew and So; all other items from local stores or handmade



جهت مشاهده جدیدترین اخبار، مقالات و دوره های آموزشی هنری به سایت ما

www.studio-tarahan.ir @studio.tarahan

مراجعه نمایید:








جهت مشاهده جدیدترین اخبار، مقالات و دوره های آموزشی هنری به سایت ما

www.studio-tarahan.ir @studio.tarahan

مراجعه نمایید:





Sugar and spice

✦ Cross stitch in two strands

| | DMC | Anchor | Madeira |
|---|-------|--------|---------|
| ∩ | B5200 | 1 | 2401 |
| ☼ | 300 | 352 | 2304 |
| ♣ | 301 | 1049 | 2306 |
| ☼ | 321 | 9046 | 510 |
| ♠ | 580 | 267 | 1608 |
| ♣ | 581 | 280 | 1609 |
| ☼ | 720 | 326 | 309 |
| ∩ | 739 | 366 | 2014 |
| ♣ | 816 | 1006 | 513 |
| ☼ | 967 | 6 | 304 |
| + | 3340 | 329 | 301 |
| ☼ | 3685 | 1028 | 602 |
| e | 3687 | 68 | 604 |
| b | 3782 | 899 | 1911 |
| ☆ | 3821 | 305 | 2510 |
| — | 3822 | 295 | 2511 |
| 3 | 3824 | 8 | 2605 |
| K | 3853 | 1003 | 311 |
| Q | 3854 | 313 | 114 |
| x | 3855 | 311 | 2513 |

✦ Backstitch in one strand

| | | | |
|---|-------|------|------|
| — | B5200 | 1 | 2401 |
| — | 400 | 351 | 2305 |
| — | 580 | 267 | 1608 |
| — | 720 | 326 | 309 |
| — | 816 | 1006 | 513 |
| — | 3782 | 899 | 1911 |

✦ French knots in one strand

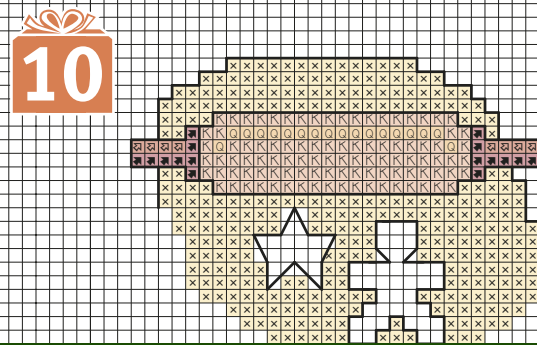
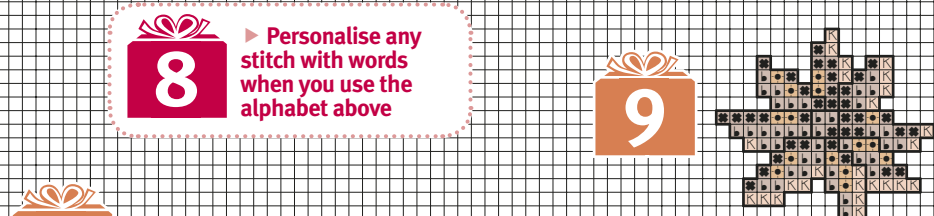


| | | | |
|---|-------|---|------|
| ○ | B5200 | 1 | 2401 |
|---|-------|---|------|

✦ Whole stitches only

Max stitch count 40 (h) x 81 (w)


Design area on 14-count fabric
7.5x15cm (2¾x5¾in)

Stitched by Ruth Murphy



5 ▶ Make gift tags with the recipients' favourite Christmas treats on them

8 ▶ Personalise any stitch with words when you use the alphabet above



11 ▶ Use several little projects to decorate the pages of a family recipe book



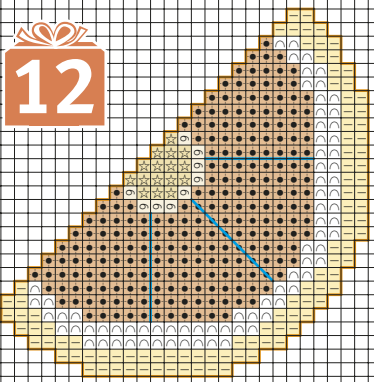
جهت مشاهده جدیدترین اخبار، مقالات و دوره های آموزشی هنری به سایت ما

www.studio-tarahan.ir @studio.tarahan

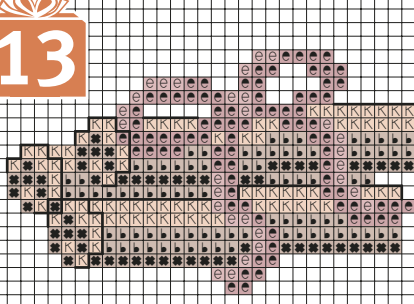
مراجعه نمایید:



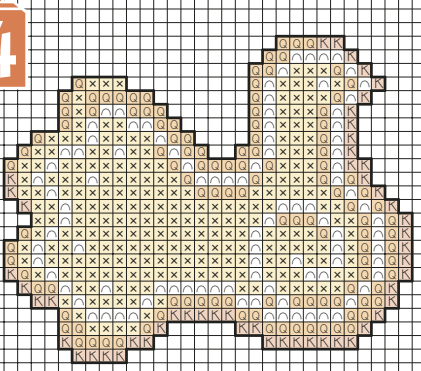
12



13

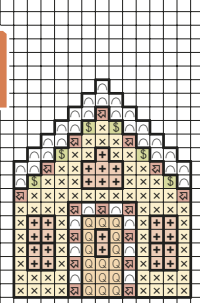


14




17 ▶ Turn motifs into mini pillows to create some pretty baubles for your tree

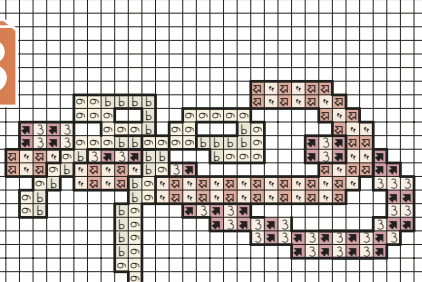
15



16




18




19 ▶ Show Christmas party guests where to find the mulled wine with a stichy sign!

20

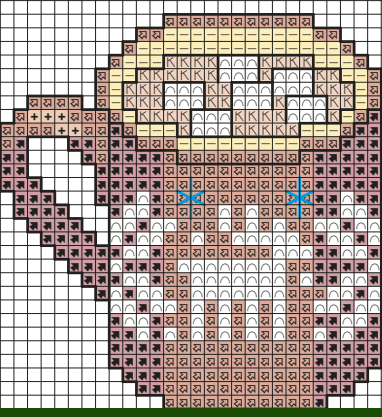


21



22 ▶ Most of these designs will fit easily inside a standard aperture card

24



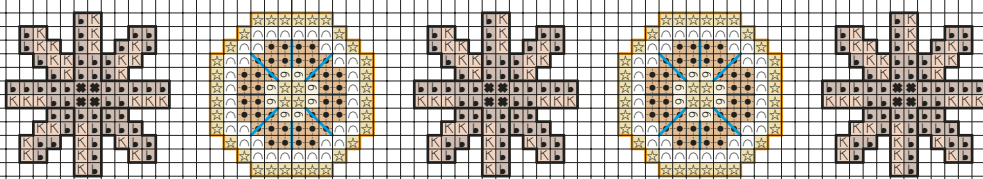
25 ▶ Back a stitch with felt and add a safety pin to make a quick and easy brooch

23 ▶ Attach this motif of cookies to a tin of your own homemade treats this year!

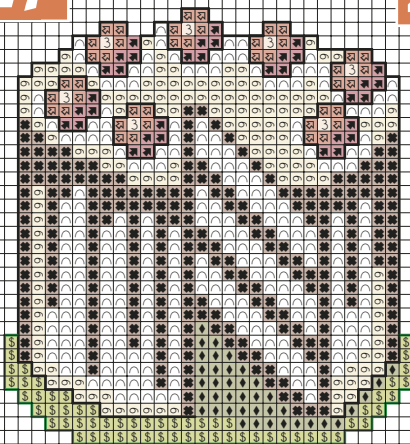
More charts 




26



27




28




29 ▶ Line the napkins you plan to use for Christmas dinner with a sweet border

32

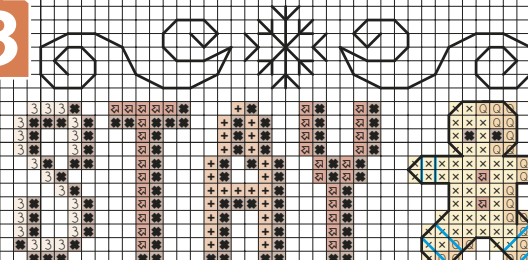


31 ▶ Create place cards for the holiday table by adding names underneath a motif

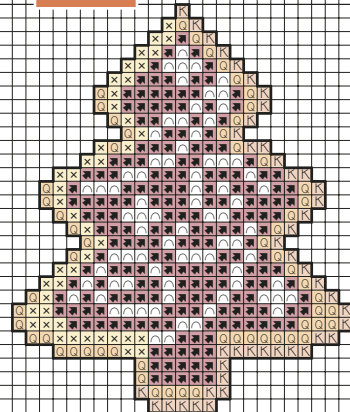
30



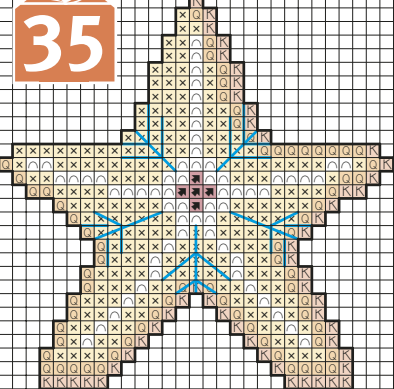
33



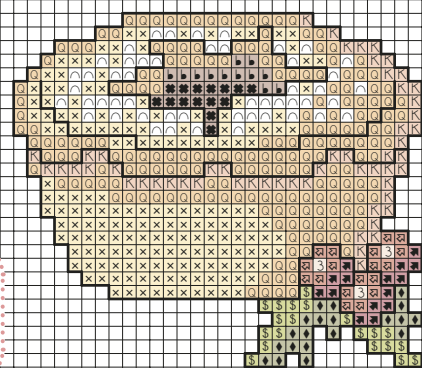
34



35



36




38 ▶ If you're on a diet, try stitching your favourite foods instead of eating them!

37 ▶ If you fancy making a Christmas sampler, choose your favourite treats to add to it!



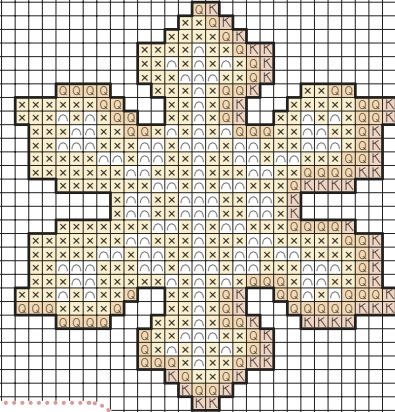
39



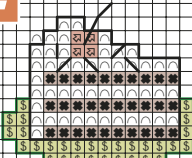
40

► Make adorable cards with these sayings and add little motifs around them

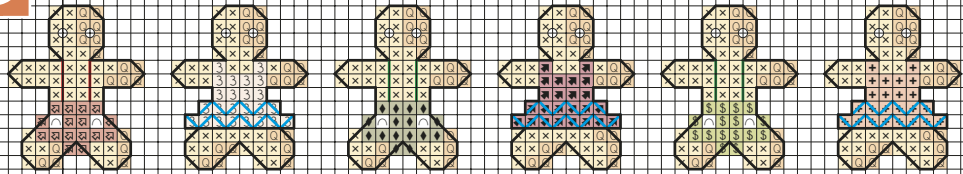
41



42



43



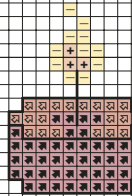
44

► Line a baby's dress with a row of cute gingerbread men – and keep it forever!

45

► Planning a party? Make charms for your wine glasses so you can tell them apart!

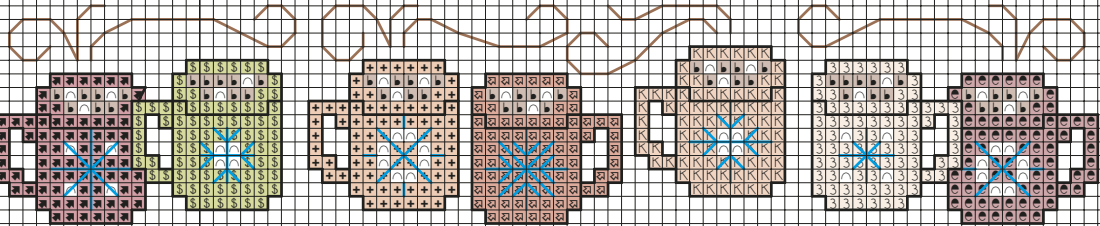
46



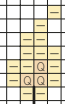
47

► Use aida band to stitch a border, then wrap around a biscuit tin for Christmas!

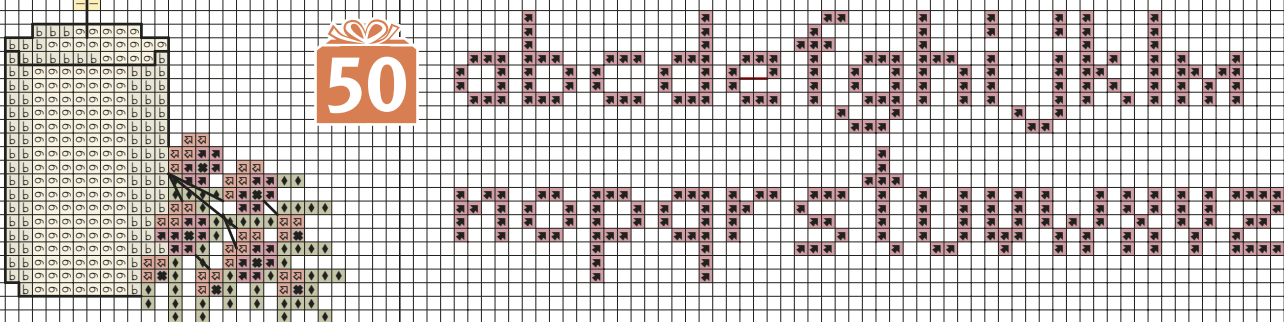
49



48



50





Meowly Christmas

These cats are meowing their favourite Christmas carols with all their might! You'll sing along too when you stitch the adorable Cat's Chorus chart by Celtic Needlecraft, which is worked in whole stitches only. Snuggle up and stitch it this December!

To buy, visit www.celticroseneedlecraft.net or call ☎ 01246 281 663

Home for the holidays

Find your dream house with these four kits from Riolis! Make yourself at home with (clockwise from top left) Ice Cabin, Winter Cabin, Cabin with Sleigh and Cabin with a Bell. Each kit has a 3D element that'll make your projects look extra special, too!

To find your local and online retailers, visit www.solocrafts.com



This month's Must-haves



Alison's Christmas wish list is full of the latest stichy buys, and she's sharing it with you – ask Santa for your favourites!



Ring true

Deck the halls with abstract wreaths and jolly Christmas sayings when you create these typographical designs by Stitchspiration! Each kit comes with hand-painted 28-count evenweave, along with all you need to stitch, so your final project will be wonderfully unique.

To buy, visit www.notonthehighstreet.com/stitchspiration



Tickled pink

Fans of eye-catching colour and retro chic will love this new craft tape from Hobbycraft! Search for 'Pa Rom Pa Pom Pom' to find the range online, then use it to decorate your stichy cards and wrap your gifts in style.

To buy, visit www.hobbycraft.com or call ☎ 02300 261 400



جهت مشاهده جدیدترین اخبار، مقالات و دوره های آموزشی هنری به سایت ما

www.studio-tarahan.ir @studio.tarahan

مراجعه نمایید:





Treat your elf

This elf has come to bring you Christmas cheer by sharing all his favourite things – presents, candy canes and reindeer! Stitch this Christmas Elf kit from Hannah Hand Makes for your little one this year.

To buy, visit www.hannahhandmakes.com

Minty fresh

Add a special touch to your finished pieces with this Candy Cane Red & Silver Ribbon from Fantastic Ribbons. Try wrapping it around your hoop or using it to hang a special Christmas make. It's so sweet, you'll keep coming back for more!

To buy, visit www.fantasticribbons.com or call 01392 366 762



3 OF THE BEST... KITS FOR BEGINNERS

JUST IN CASE

Crafty kids age six and up will love this suitcase kit, which has everything you need to learn how to stitch!

To buy, visit www.buttonbag.co.uk or call 0208 525 1640



FREE YOUR MIND

Fans of mindfulness will love these easy Cross Stitch to Calm kits. And 10% of the sale goes to mental health charity Mind!

To buy, visit www.sewandso.co.uk or call 0800 013 0150



Festive fun

Sing and open presents with these curly-haired fairies! They're here to help you have fun this holiday season with Karen Carter's new greetings cards, Happy Christmas and 'Tis the Season. Each kit costs £9.95, so pick your favourite and stitch it for someone special – it's sure to raise a smile!

To buy online, visit www.hcrafts.com or call 01889 575 256

SEW CUTE

We're huge fans of Mouseloft here at Crazy, and many of our readers started their stitching journey with their small, easy-to-stitch kits. Now, the company have launched even tinier kits, called Quicklets – great stocking fillers and first kits for friends who've never stitched before. Each one comes with its own hoop, too!

To buy, visit www.mouseloft.co.uk



جهت مشاهده جدیدترین اخبار، مقالات و دوره های آموزشی هنری به سایت ما

مراجعه نمایید: www.studio-tarahan.ir @studio.tarahan



Celtic beauty



Follow a medieval maiden with a bewitching smile into the mists of a long forgotten past!
Designed by Shannon Wasilieff

With flowing auburn hair and twinkling emerald eyes, this lovely lady has stepped out of the legendary era of King Arthur and onto your aida! Dressed in green and gold and covered in sparkling seed beads, she's sure to catch everyone's eye no matter where you put her. You'll get to know her well yourself as you take on her fractionals, backstitch, seed beads and whole stitches. You

Need to know

Stitch Time
45 hours (approx)
Stitch Types
Whole cross stitch, fractionals, backstitch, French knots, seed beads

could also try stitching her onto rustic-effect aida for an even more traditional look! ●

ShoppingList...

Threads - Stranded cotton and metallic threads as listed in the key


Needle - Size 24 tapestry needle; beading needle

Beads - Mill Hill seed beads as listed in the key

Fabric - Zweigart 14-count white aida measuring 40x35cm (15³/₄x13³/₄in). To buy, visit www.sewandso.co.uk or call ☎ 0800 013 0150

Extras - Frame and mount of your choice with a minimum aperture of 24x19.5cm (9¹/₂x7³/₄in)






جهت مشاهده جدیدترین اخبار، مقالات و دوره های آموزشی هنری به سایت ما

www.studio-tarahan.ir @studio.tarahan

مراجعه نمایید:





جهت مشاهده جدیدترین اخبار، مقالات و دوره های آموزشی هنری به سایت ما

مراجعه نمایید:

www.studio-tarahan.ir @studio.tarahan




HeatherSays...



I love the detail on this project, especially the beautiful seed beads! Shannon

always manages to make her ladies so full of character.

Heather Nugent, Charting Assistant, Cross Stitch Crazy



Medieval lady

✦ Cross stitch in two strands

| | DMC | Anchor | Madeira |
|---|-------|---------------------|----------|
| ∩ | B5200 | 1 | 2401 |
| ⬛ | 814 | 22 | 601 |
| ⬜ | 816 | 1006 | 513 (x2) |
| ◆ | 895 | 1044 | 1405 |
| ⦿ | 918 | 341 | 314 |
| ⌘ | 920 | 1004 | 312 |
| Ⓛ | 921 | 884 | 311 |
| ☆ | 922 | 1003 | 2306 |
| ♥ | 945 | 881 | 2309 |
| 3 | 951 | 1010 | 2308 |
| § | 3346 | 267 | 1407 |
| ∇ | 3347 | 265 | 1408 |
| ▽ | 3348 | 264 | 1409 |
| ⋈ | 3770 | 1009 | 2314 |
| + | 3771 | 868 | 2605 |
| ● | 3857 | 936 | 2501 |
| — | E3821 | (DMC Light Effects) | |

✦ Backstitch in one strand

| | | | |
|---|------|-----|------|
| — | 3371 | 382 | 2004 |
|---|------|-----|------|

✦ French knots in one strand

| | | | |
|---|-------|-----|------|
| ○ | B5200 | 1 | 2401 |
| ● | 3371 | 382 | 2004 |

✦ Mill Hill seed beads

| | | |
|---|-------|-----------|
| ● | 00557 | (gold) |
| ● | 02013 | (red red) |

✦ Contains fractionals

Stitch count 132 (h) x 108 (w)

Design area on 14-count fabric
24x19.5cm (9½x7¾in)

Stitched by Stephanie D'este

جهت مشاهده جدیدترین اخبار، مقالات و دوره های آموزشی هنری به سایت ما

www.studio-tarahan.ir @studio.tarahan

مراجعه نمایید:



Cross Stitch Crazy

SAVE WHEN YOU SUBSCRIBE
to the digital edition of *Cross Stitch Crazy*

ONLY
£3.99
PER ISSUE!

Deck the



Get out the baubles, bows, trimmings – it's time for your love for Christmas with wreath-themed alphabet!

Designed by Susan Bates

Give a holly jolly holiday when you stitch these festive garlands, shaped like all the letters of the alphabet! Use this abc to write Christmassy greetings or create quick and easy tags for your gifts. Whatever you need to make, this alphabet will come in handy – stitch your family's names to make cheery place cards at the Christmas dinner table, add words to a merry sampler, use soluble

canvas to add your initial to your favourite winter blouse, or stitch and frame the words 'Merry Christmas' to give to a loved one on Christmas morning. You can also use these little letters to practice and perfect your stitch skills, as they require fractional and French knots as well as whole stitches and backstitch. Before you know it, your house – and all its halls – will be truly decked out in these fun and festive letters!



Quick & easy
FESTIVE HOOPS

£1,036
in prizes to
be won!*

FREE GIFT!
Brighten up your presents
with these jolly gift tags



www.cross-stitching.com

Cross Stitch Crazy

For cross stitch
addicts just like
YOU!



Say it in stitches
Create winter word clouds



Meet a maiden
Stitch this enigmatic lady



EXCLUSIVE



It's Christmas!

Give a special gift with DMC's Tatty Teddy



Try this fun
festive abc!



Snowglobe
cards & tags



Decorate with
a cool scene



Sweet treats
to stitch!

SIMPLY
RETURN TO THE
HOMEPAGE TO
SUBSCRIBE

جهت مشاهده جدیدترین اخبار، مقالات و دوره های آموزشی هنری به سایت ما

مراجعه نمایید:

www.studio-tarahan.ir @studio.tarahan



Bursting with simple and quick-to-stitch charts from all your favourite designers, **Cross Stitch Crazy** is perfect for stitching addicts just like you! Inside each issue, you'll also find all the latest must-buy products, expert tips and great giveaways.



Get **Cross Stitch Crazy** delivered direct to your device!
Simply return to the homepage to subscribe

Now available on



zinio™

To subscribe to the print edition, call ☎ 03330 162 133 or visit www.buysubscriptions.com/crazy

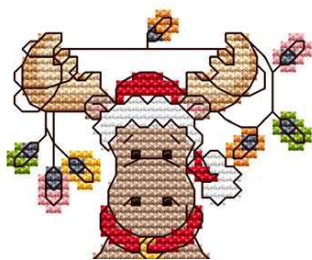
جهت مشاهده جدیدترین اخبار، مقالات و دوره های آموزشی هنری به سایت ما

www.studio-tarahan.ir @studio.tarahan


مراجعه نمایید:




Previously
you've been
Crazy for..




Moose
Issue 234



Yoga
Issue 233



Hairdressing
Issue 232




Sharks
Issue 231

Back issues!

Crazy hotline

☎ 03330 162 133



Cosy cottages

✦ Cross stitch in two strands

| | DMC | Anchor | Madeira |
|---|-------|--------|---------|
| ∩ | blanc | 2 | 2402 |
| ♥ | 326 | 59 | 508 |
| * | 415 | 398 | 1802 |
| ⬇ | 606 | 334 | 209 |
| ◀ | 700 | 229 | 1302 |
| ▼ | 702 | 226 | 1306 |
| ⌘ | 747 | 158 | 1104 |
| § | 907 | 255 | 1308 |
| ☆ | 3340 | 329 | 301 |
| ☾ | 3808 | 1068 | 2507 |
| ⬛ | 3809 | 1066 | 2506 |
| ↻ | 3819 | 279 | 1610 |
| P | 3844 | 1089 | 1102 |
| t | 3846 | 1090 | 1103 |

✦ Backstitch in one strand

| | | | |
|---|-------|------|------|
| — | blanc | 2 | 2402 |
| — | 606 | 334 | 209 |
| — | 3808 | 1068 | 2507 |

✦ Whole stitches only

جهت مشاهده جدیدترین اخبار، مقالات و دوره های آموزشی هنری به سایت ما

مراجعه نمایید:

www.studio-tarahan.ir @studio.tarahan



Crazy for... Cosy cottages

Snuggle up nice and warm as you stitch a little neighbourhood of cute cottages in jolly colours!

Designed by Maria Diaz



Reader's pick!
Requested by
HAZEL HENDERSON

What are you crazy for?

Tell us what you're mad about stitching! We'll gather together the most popular requests and ask one of our top designers to create a whole spread of designs – just for you!

Name and address.....

..... Postcode.....

Tel no.....

I'm crazy for.....

Because.....

جهت مشاهده جدیدترین اخبار، مقالات و دوره های آموزشی هنری به سایت ما

مراجعه نمایید:

www.studio-tarahan.ir @studio.tarahan



Join us online

With the best gossip on social media plus top blogs and sites, get online with *Crazy* and get inspired!



Download of the month

www.cross-stitching.com

Have a 'purrfect' Christmas when you stitch three cheeky kitties! Visit 'Charts and Patterns' or search for 'naughty kitten'.



Tutorial of the month

www.akamatra.com

Make a travel embroidery kit – complete with handmade card bobbins – using Crafter Maro's expert tutorial!



Pin of the month

www.behance.net/aheneah

Artist Aheneah makes unique cross stitch creations, like this stitcky skateboard! Follow her at [instagram.com/aheneah](https://www.instagram.com/aheneah)

CLOUDSFACTORY

Whether you want to buy fun modern charts, make custom cross stitch requests or read a gloriously geeky cross stitch blog, CloudsFactory has you covered. Plus, find a fabric calculator, a Fabulous Women in History stitchalong and useful guides on everything from how to make fractional stitches to creating pillows without a sewing machine. To find out more, visit www.cloudsfactory.net

The twittersphere

What you've been tweeting about!

- I'm stitching my free Snow White kit that I got when I subscribed to *Crazy* – although it's currently No White and only four dwarves. @InnerTigger
- I love *The Wind in the Willows*. Would so love to stitch Mr Toad or the characters Mole and Rat. @Schuerfi
- Loved the Popcorn the Bear Christmas card free kit that came with *Crazy* issue 233. Gotta stitch it! @DotFenwick

Facebook chat

Here's what you've been chatting about this month!



► Hi all you cross stitch lovers. I'm so crazy about the art that I can't stay away from stitching for long! Catherine Finesse

► I'm only a beginner and I love all the issues and gifts! I've found this is one activity that calms me, and my first project of my own was for a family member. Thank you! Stacey Ewers

► Finished the birds from issue 232. Was thinking of making them into a cushion, but I'm now not sure. I think they might become individual lavender bags. Joanne Walker

Most liked...



Posted on *Crazy's* wall by Sari Salomaa: "I stitched the Geometric Lion from the May issue. It'll be on a bag for my sister's



CUT OUT
AND KEEP



Glory in glass



Let your stitching skills
shine through with
these colourful stained
glass-inspired designs!
Designed by Lesley Teare

*These stitches will
also fit neatly inside
circular apertures*



جهت مشاهده جدیدترین اخبار، مقالات و دوره های آموزشی هنری به سایت ما

www.studio-tarahan.ir @studio.tarahan

مراجعه نمایید:



Cut-out&Keep

Quick and easy to stitch one a night!

Need to know

Stitch Time

6-7 hours each
(approx)

Stitch Types

Whole cross stitch,
fractionals, backstitch

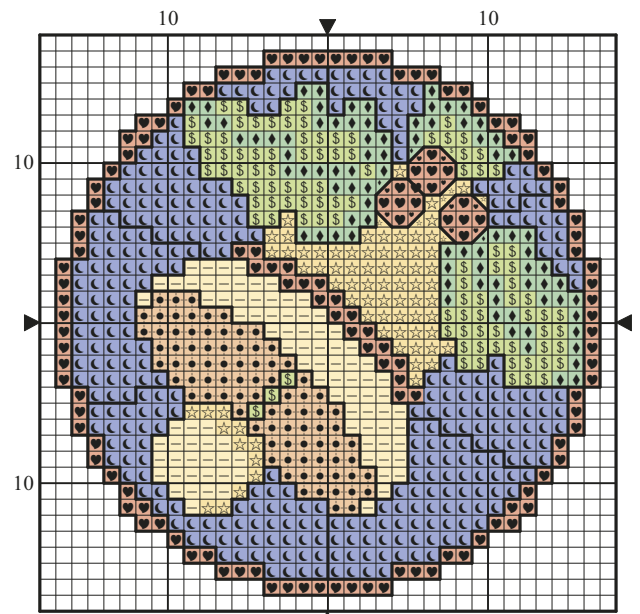
ShoppingList...

Threads - Stranded cotton as listed in the key

Needle - Size 24 tapestry needle

Fabric - Zweigart 14-count white aida measuring 18x18cm (7x7in) for each design. To buy, visit www.sewandso.co.uk or call ☎ 0800 013 0150

Extras - 3in wooden embroidery hoops from Sew and So; white felt for backing, gold paint and ribbon of your choice from local stores



Festive bell

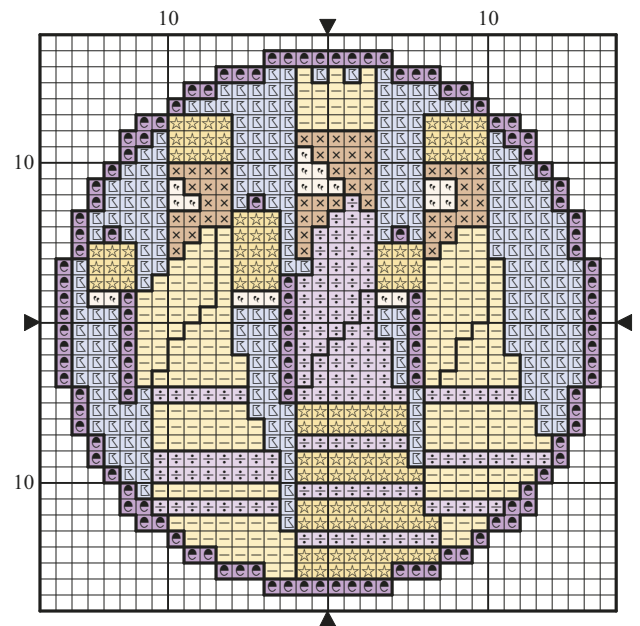
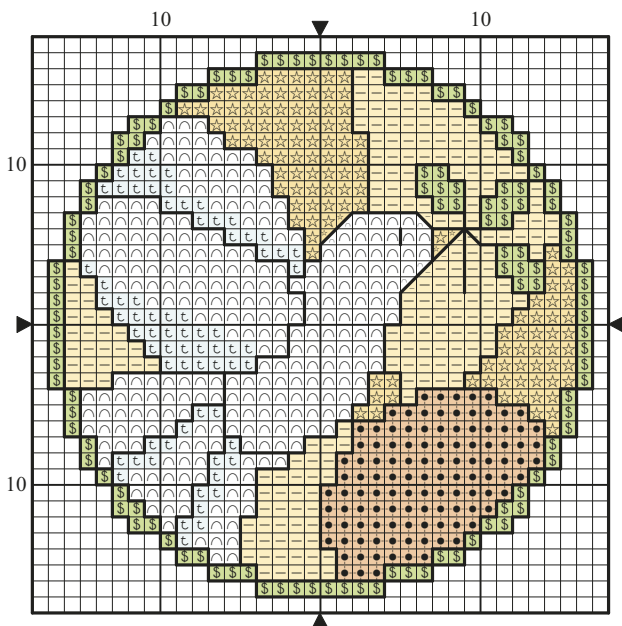
✦ Cross stitch in two strands

✦ Cross stitch in two strands

| | DMC | Anchor | Madeira | | DMC | Anchor | Madeira |
|----|-----|--------|---------|----------------------------|------|--------|---------|
| ♥ | 349 | 1098 | 212 | ☾ | 798 | 131 | 912 |
| \$ | 703 | 238 | 1307 | ♦ | 3814 | 1074 | 2706 |
| • | 721 | 324 | 308 | ✦ Backstitch in one strand | | | |
| ☆ | 728 | 305 | 107 | — | 310 | 403 | 2400 |
| — | 744 | 301 | 112 | ✦ Contains fractionals | | | |

Stitch count 34 (h) x 34 (w)

Design area 14-count fabric 6x6cm (2½x2½in)



Peaceful dove

✦ Cross stitch in two strands

✦ Cross stitch in two strands

| | DMC | Anchor | Madeira | | DMC | Anchor | Madeira |
|------------------------|-------|--------|---------|----------------------------|-----|--------|---------|
| ∩ | blanc | 2 | 2402 | — | 744 | 301 | 112 |
| \$ | 703 | 238 | 1307 | t | 800 | 144 | 908 |
| • | 721 | 324 | 308 | ✦ Backstitch in one strand | | | |
| ☆ | 728 | 305 | 107 | — | 310 | 403 | 2400 |
| ✦ Contains fractionals | | | | | | | |

Three wise men

✦ Cross stitch in two strands

✦ Cross stitch in two strands

| | DMC | Anchor | Madeira | | DMC | Anchor | Madeira |
|---|-----|--------|---------|----------------------------|------|--------|---------|
| ÷ | 209 | 98 | 803 | ☾ | 950 | 4146 | 2309 |
| × | 434 | 310 | 2009 | ☾ | 3837 | 111 | 713 |
| ☆ | 728 | 305 | 107 | ✦ Backstitch in one strand | | | |
| — | 744 | 301 | 112 | — | 310 | 403 | 2400 |
| ☾ | 809 | 130 | 909 | ✦ Whole stitches only | | | |

جهت مشاهده جدیدترین اخبار، مقالات و دوره های آموزشی هنری به سایت ما

مراجعه نمایید:

www.studio-tarahan.ir @studio.tarahan



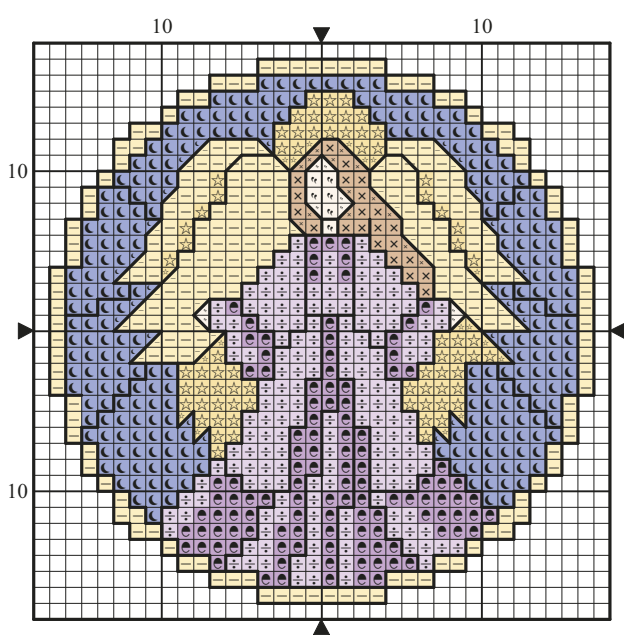


جهت مشاهده جدیدترین اخبار، مقالات و دوره های آموزشی هنری به سایت ما

www.studio-tarahan.ir @studio.tarahan

مراجعه نمایید:



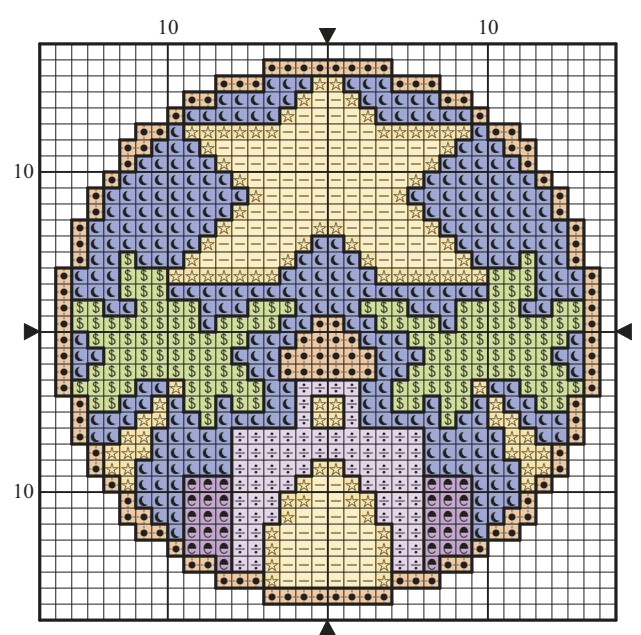


Festive angel

✳ Cross stitch in two strands ✳ Cross stitch in two strands

| | DMC | Anchor | Madeira | | DMC | Anchor | Madeira |
|---|-----|--------|---------|----------------------------|------|--------|---------|
| ÷ | 209 | 98 | 803 | ⌘ | 950 | 4146 | 2309 |
| × | 434 | 310 | 2009 | ⦿ | 3837 | 111 | 713 |
| ☆ | 728 | 305 | 107 | ✳ Backstitch in one strand | | | |
| — | 744 | 301 | 112 | — | 310 | 403 | 2400 |
| ☾ | 798 | 131 | 912 | ✳ Contains fractionals | | | |

Stitch count 34 (h) x 34 (w)
Design area 14-count fabric 6x6cm (2½x2½in)

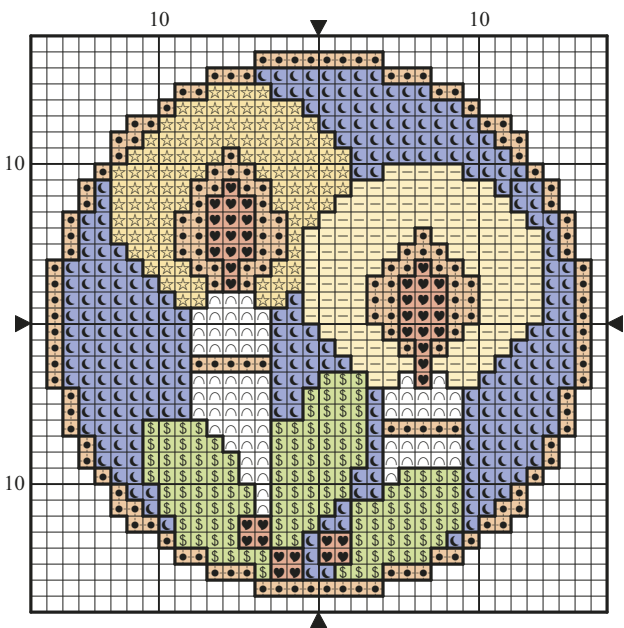


Christmas star

✳ Cross stitch in two strands ✳ Cross stitch in two strands

| | DMC | Anchor | Madeira | | DMC | Anchor | Madeira |
|---|-----|--------|---------|----------------------------|------|--------|---------|
| ÷ | 209 | 98 | 803 | ☾ | 798 | 131 | 912 |
| § | 703 | 238 | 1307 | ⦿ | 3837 | 111 | 713 |
| ⦿ | 721 | 324 | 308 | ✳ Backstitch in one strand | | | |
| ☆ | 728 | 305 | 107 | — | 310 | 403 | 2400 |
| — | 744 | 301 | 112 | ✳ Whole stitches only | | | |

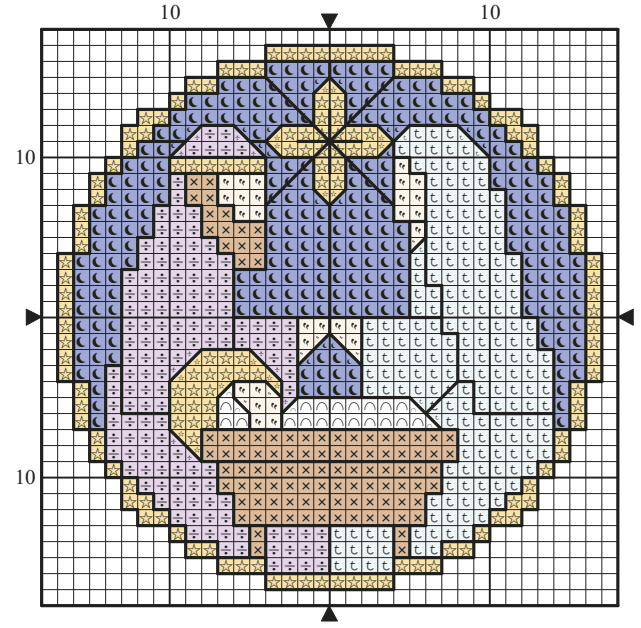
Stitch count 34 (h) x 34 (w)
Design area 14-count fabric 6x6cm (2½x2½in)



Two candles

✳ Cross stitch in two strands ✳ Cross stitch in two strands

| | DMC | Anchor | Madeira | | DMC | Anchor | Madeira |
|---|-------|--------|---------|----------------------------|-----|--------|---------|
| ∩ | blanc | 2 | 2402 | — | 744 | 301 | 112 |
| ♥ | 349 | 1098 | 212 | ☾ | 798 | 131 | 912 |
| § | 703 | 238 | 1307 | ✳ Backstitch in one strand | | | |
| ⦿ | 721 | 324 | 308 | — | 310 | 403 | 2400 |
| ☆ | 728 | 305 | 107 | ✳ Whole stitches only | | | |



Nativity scene

✳ Cross stitch in two strands ✳ Cross stitch in two strands

| | DMC | Anchor | Madeira | | DMC | Anchor | Madeira |
|---|-------|--------|---------|----------------------------|-----|--------|---------|
| ∩ | blanc | 2 | 2402 | ⌘ | 800 | 144 | 908 |
| ÷ | 209 | 98 | 803 | ⌘ | 950 | 4146 | 2309 |
| × | 434 | 310 | 2009 | ✳ Backstitch in one strand | | | |
| ☆ | 728 | 305 | 107 | — | 310 | 403 | 2400 |
| ☾ | 798 | 131 | 912 | ✳ Contains fractionals | | | |



جهت مشاهده جدیدترین اخبار، مقالات و دوره های آموزشی هنری به سایت ما

www.studio-tarahan.ir @studio.tarahan

مراجعه نمایید:



GET STITCHING FOR CHRISTMAS

with these fantastic stitching specials – order now!

ENJOY CROSS STITCH CHRISTMAS 2017

NEW ISSUE! Gift pack worth £22! **122 charts for every stitcher**

Enjoy Cross Stitch at Christmas

All you need to stitch for Christmas

Only £9.99 inc P&P

New gift inside worth £22

- ✓ Over 100m quality threads
- ✓ 28cm² of 14-count aida
- ✓ 3 shaped felt decorations
- ✓ 3 festive organza ribbons
- ✓ 4 buttons and 2 pom-poms
- ✓ 3 single-fold cards & 3 aperture cards plus 6 matching envelopes
- ✓ Bonus Margaret Sherry fold-out chart
- ✓ Reusable project wallet

Plus your fantastic magazine

- 13 high-quality cotton threads
- 3 festive ribbons
- 3 ribbons
- 6 quality cards & envelopes
- 4 buttons & 2 pom-poms
- 3 felt decorations

Make cards & gifts with your pack

Bonus fold-out chart inside

Get your Christmas stitching off to a great start with a bumper pack of stitching gifts, worth £22, plus a fantastic collection of festive charts, all for just £9.99.

You'll get all this:

- ✓ Over 100m quality stranded cotton
- ✓ 28x28cm of 14-count aida
- ✓ 3 shaped felt frames for decorations
- ✓ 3 pretty ribbons
- ✓ 6 buttons and pom-poms
- ✓ 3 plain cards & 3 aperture cards and 6 envelopes
- ✓ Giant fold-out chart
- ✓ PLUS a re-usable project wallet!



CROSS STITCH FAVOURITES CHRISTMAS 2017

NEW ISSUE! 31 fab tag ideas **63 gorgeous gifts ideas to stitch**

Christmas Cross Stitch favourites

Our best collection of Christmas charts

Only £4.99 inc P&P

235 must-stitch charts

FREE P&P & MARGARET SHERRY CARD KIT

MARGARET SHERRY CARD KIT

Start your Christmas stitching today with these 2 sweet snowglobe cards!

2 CUTE CARDS TO STITCH AND SEND!

29 Xmas cards Tree decorations Festive samples

With love at Christmas

Gorgeous designs for every stitcher

Adorable themes

- ✓ Cute penguin
- ✓ Nutcracker
- ✓ Festive foxes

FIZZY MOON * SNOWMAN ABC * ADVENT CALENDAR

Packed with ideas for gorgeous cards, gifts and home decorations you'll find heaps of inspiration for your festive stitching in this collection of over 230 charts!

Get stitching:

- ✓ Fun elf advent calendar
- ✓ Easy gift tags
- ✓ Over 100 quick-stitch motifs
- ✓ Cute & traditional card designs
- ✓ Sweet characters to stitch
- ✓ 40+ motifs for gifts
- ✓ Adorable Christmas stocking



>> OR BUY BOTH FOR ONLY £12.98* – SAVING £2! <<

CALL 03330 162 138

and quote 'Fav and Enjoy Xmas Bundle'

ORDER

جهت مشاهده جدیدترین اخبار، مقالات و دوره های آموزشی هنری به سایت ما

مراجعه نمایید:

www.studio-tarahan.ir @studio.tarahan



Special Feature

All wrapped up

It's always a good idea to have some ribbon and baker's twine on standby at this time of year, whether it's for decorating your cards or wrapping those all-important presents. These Scandi-inspired packs will help you to keep everything looking merry and bright!

Sara Signature Collection Scandinavian Christmas Ribbon, £4.99, and Baker's Twine, £3.99, from www.crafterscompanion.co.uk



Pretty papers

These busy patterns would go well with small and simple stitches! We've used them to create our own aperture cards for these dressed-up doggies – keep an eye out for this fun project by Durene Jones in the next issue 236 of *Crazy*.

Pa Rom Pa Pom Pom 6x6in Paper Pack, £3 from Hobbycraft

Let's make... Christmas cards

If you want to make your stitched cards extra special this year, try using these pretty papers and accessories!

Cute characters

You might recognise some of these adorable animals, as they've been designed by *Crazy* favourite Helz Cuppleditch! Invest in a pack of stickers this Christmas for a quick and easy way to add sentiments to your cards. They'll match perfectly with your cute stitches!

Trimcraft Wonderland by Helz Cuppleditch, £2.25 from www.skippy-designs.com



Mint condition

Cool winter greens are very on trend this year – if you want to join the crowd, try these Mint Wishes papers and collectables! The small cut-out shapes, called 'collectables', will help you add flourishes to the corner of your cards or perhaps to customise a family scrapbook.

Kaisercraft Mint Wishes Collectables, £5.95 from www.merlyimpressions.co.uk



Purple power

If you've been stitching our snowflake designs from issue 234, then you might fancy these pretty papers for your stash! Filled with rich shades of purple and decorated with elegant swirls, this paper pad is bound to bring you festive joy.

Kaisercraft Christmas Jewel Paper Pad, £8.45 from



Quality street

These elegantly decorated papers will make your stitches extra special! With these traditional shades and subtle repeating patterns, your friends will want to keep your Christmas makes up all year.

Stampin' Up! Be Merry Designer Series Paper Pack, £10 from www.stampinup.co.uk

جهت مشاهده جدیدترین اخبار، مقالات و دوره های آموزشی هنری به سایت ما

www.studio-tarahan.ir @studio.tarahan

مراجعه نمایید:



Special Feature

Oh what fun!

This trendy paper collection from My Mind's Eye has so many matching elements to choose from – try adding the enamel dots to the corners of your card for a personal touch. Haven't used enamel dots before? You're going to love them!

My Mind's Eye Oh What Fun Enamel Dots, £3.95 from www.sevenhillscrafts.co.uk



Cosy Christmas

Wintery tartan and knitted-effect prints make this a collection that will warm your heart! The textured patterns are sure to match up beautifully with more traditional stitched motifs to make cards, gift tags and mini hangings for your mantelpiece.

Echo Park A Perfect Christmas 6x6in Paper Pad, £6.49 from www.craftie-charlie.co.uk



Top tape

Washi tape is one of our favourite Christmas treats here at Crazy – it comes in so many pretty patterns, and can be used to wrap presents in style or decorate cards. Try adding a little pennant shape cut from washi tape to the top of your stitched aperture cards, like we did here.

Crate Paper Falala Washi Tape Set.



Retro style

Cheeky santas, friendly snowmen and adorable reindeer make this new range a must for any vintage fans! With a punchy retro colour palette, you'll be delighted with these fun papers – use them to create beautiful cards and tags for your loved ones!

Papermania Love Santa 6x6in Paper Pack, £4.99 from www.docrafts.com

Very merry

Festive florals, pretty holly and candy stripes – these papers are just so inspiring! This 6x6in size is a good choice for card making, as the repeated patterns will be small enough to complement your stitched designs. Go on, treat yourself!

Pebbles Merry Merry 6x6 Paper Pad, £5.99 from www.hey littlemagpie.com



Learn to make cards!

If all these beautiful card making ideas have inspired you, keep an eye out for *Make Christmas Cards* – a fun bookazine packed full of beginner techniques for those who want to try something new this year. Plus, it comes with three fantastic gifts to kickstart your festive cards!

Make Christmas Cards, £8.99, available in newsagents

جهت مشاهده جدیدترین اخبار، مقالات و دوره های آموزشی هنری به سایت ما

www.studio-tarahan.ir @studio.tarahan

مراجعه نمایید:



Say it in stitches



No matter how you describe your Christmas adventures, you'll find the perfect phrase in these stylish word clouds!

Designed by Emma Congdon

Capture your fondest festive memories in stitches with these beautiful pastel shapes! This snowflake, Christmas tree, bauble and stocking are made up of all the most evocative words and phrases of the season. Turn your favourite design into a squishy hanging when you back it with fabric and a bit of wadding, as we did here, or turn them all into large modern Christmas cards. They're a great way to

Need to know

Stitch Time
6-8 hours each (approx)
Stitch Types
Whole cross stitch,
backstitch

say something special to loved ones on Christmas morning – try tucking a few into your family's stockings or hanging them proudly on your tree this year! ●

ShoppingList...

Threads - Stranded cotton as listed in the key

Needle - Size 24 tapestry needle

Fabric - Zweigart 14-count white aida measuring 20x20cm (7³/₄x7³/₄in) for each design. To buy, visit www.sewandso.co.uk or call ☎ 0800 013 0150

Extras - Backing fabric, wadding and cord of your choice to hang from local stores





Back with fabric and fill with wadding to make these cool hangings!



Weekend

ReaderSays...




These are so fun and contemporary! I especially like the variety of shapes and the colours used.

I enjoy smaller projects that don't take too much time to finish, so these are perfect for me!

Sarah Walters, Sleaford

Crazy tip

Prevent threads from showing through by individually working each letter



Festive word clouds

✦ Cross stitch in two strands

| | DMC | Anchor | Madeira |
|---|------|--------|---------|
| 🔍 | 168 | 1096 | 1708 |
| 🔍 | 415 | 398 | 1802 |
| P | 518 | 1039 | 1106 |
| ☾ | 747 | 158 | 1104 |
| ♥ | 818 | 23 | 501 |
| ⬛ | 932 | 1033 | 1710 |
| ▼ | 959 | 186 | 1114 |
| ➡ | 961 | 76 | 610 |
| Я | 963 | 73 | 502 |
| ▽ | 964 | 185 | 1112 |
| ⊞ | 3716 | 25 | 503 |
| ⊞ | 3752 | 1032 | 1002 |
| ☾ | 3766 | 167 | 1109 |
| t | 3811 | 1060 | 1101 |

✦ Backstitch in one strand

| | | | |
|---|------|------|------|
| — | 168 | 1096 | 1708 |
| — | 518 | 1039 | 1106 |
| — | 959 | 186 | 1114 |
| — | 961 | 76 | 610 |
| — | 3716 | 25 | 503 |
| — | 3812 | 188 | 2706 |
| — | 3841 | 9159 | 1001 |

✦ Whole stitches only

Max stitch count 75 (h) x 55 (w)
Design area on 14-count fabric




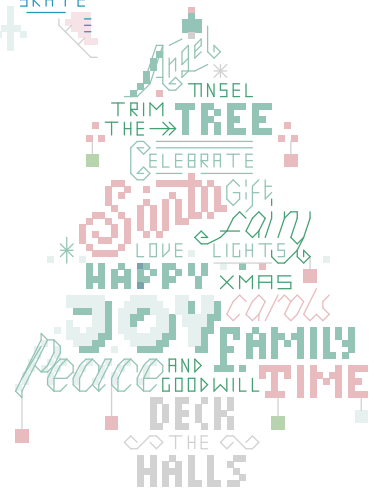

جهت مشاهده جدیدترین اخبار، مقالات و دوره های آموزشی هنری به سایت ما

مراجعه نمایید:

www.studio-tarahan.ir @studio.tarahan



Weekend



جهت مشاهده جدیدترین اخبار، مقالات و دوره های آموزشی هنری به سایت ما

مراجعه نمایید:

www.studio-tarahan.ir @studio.tarahan



Back issues

Ensure you don't miss a single chart by completing your *Cross Stitch Crazy* collection today!



Issue 234 – November

Snuggle up with Margaret Sherry's Christmas cat, stitch Emma Congdon's bright baby sampler, make a Scandi advent calendar and much more!

3 FAB GIFTS 2-in-1 stocking kit, Joan Elliott Christmas chart book and exclusive Belle & Boo chart



Issue 233 – October

Joan Elliott exclusive
FREE GIFT Popcorn the Bear aperture Christmas card kit



Issue 232 – September

Helz Cuppleditch exclusive
FREE GIFT Adorable fox and cub hoop kit



Issue 231 – August

Peter Rabbit exclusive
FREE GIFTS Emma Congdon chart book & metallic threads



Issue 230 – July

Julia Rigby exclusive
FREE GIFT 2-in-1 Margaret Sherry summer card kit



Issue 229 – June

Wallace & Gromit exclusive
FREE GIFT Peacock threadsorter and threads



Issue 228 – May

Tatty Teddy exclusive
FREE GIFT Sweet butterfly and wooden frame kit

Get organised!

Each magazine file can hold up to 13 issues – a year's worth of *Crazy* mags! – and keeps your collection in perfect condition for future reference. To order yours for £7.50, visit www.buysubscriptions.com/crazybinder



ORDER NOW!

www.buysubscriptions.com/backissues

03330 162 133

Lines open weekdays 8am to 6pm and Saturday 9am to 1pm. Calls from landlines will cost up to 9p per minute. Call charges from mobile phones will cost between 3p and 55p per minute, but are included in free call packages. Overseas readers, please call +44 (0)1604 973 741

BACK ISSUES AND SLIPCASE ORDER FORM

Your details (Please print clearly)

Mr/Mrs/Ms/Miss

Address

Postcode Country

Telephone number (in case of queries)

Email address

| Item | Price | Issue(s) | Qty | Total |
|---------------------|-------|----------|-----|-------|
| Back issue – UK | £5.99 | | | |
| Back issue – Europe | £8.35 | | | |

Choose from two easy ways to pay:

1. I enclose a cheque made payable to Immediate Media Company Bristol Ltd (Please write your name and address on the back of the cheque)

2. Please debit my Visa MasterCard Maestro Delta

Card number

Valid from / Expiry date / Issue number

Signature

Date

Please send this order form to:

FREEPOST IMMEDIATE MEDIA (Please use capitals. UK only)

Please allow up to 28 days for delivery. Prices are inclusive of P&P.

جهت مشاهده جدیدترین اخبار، مقالات و دوره های آموزشی هنری به سایت ما

www.studio-tarahan.ir @studio.tarahan

مراجعه نمایید:

Deck the halls



Get out the baubles, bows and festive trimmings – it's time for you to spell out your love for Christmas with this jolly wreath-themed alphabet!

Designed by Susan Bates

Need to know

Stitch Time 3-4 hours each (approx)

Stitch Types Whole cross stitch, fractionals, backstitch, French knots

Have a holly jolly holiday when you stitch these festive garlands, shaped like all the letters of the alphabet! Use this abc to write Christmassy greetings or create quick and easy tags for your gifts. Whatever you need to make, this alphabet will come in handy – stitch your family's names to make cheery place cards at the Christmas dinner table, add words to a merry sampler, use soluble

canvas to add your initial to your favourite winter blouse, or stitch and frame the words 'Merry Christmas' to give to a loved one on Christmas morning. You could also use these little letters to practice and perfect your stitchy skills, as they require fractionals and French knots as well as whole stitches and backstitch. Before you know it, your house – and all its halls – will be truly decked out in these fun and festive letters! ●

ShoppingList...

Threads - Stranded cotton as listed in the key

Needle - Size 24 tapestry needle

Fabric - Zweigart 14-count white aida measuring 10x10cm (4x4in) for individual letters. To buy, visit www.sewandso.co.uk or call ☎ 0800 013 0150

Extras - Cardstock, backing papers and ribbon of your choice from local stores





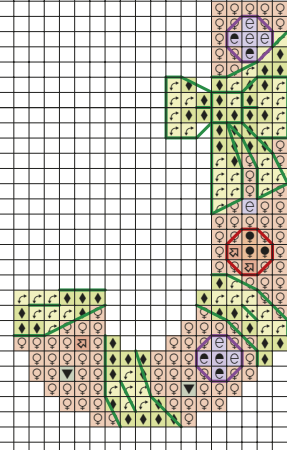
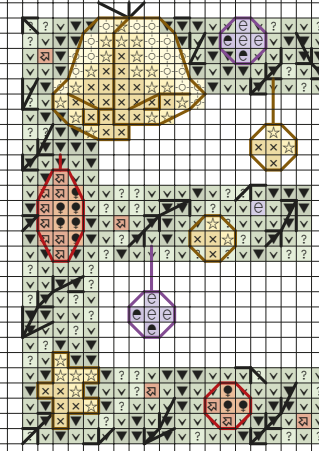




Make tags and decorate your stockings!

جهت مشاهده جدیدترین اخبار، مقالات و دوره های آموزشی هنری به سایت ما

مراجعه نمایید: www.studio-tarahan.ir @studio.tarahan



OneNights



Wreath alphabet

✦ Cross stitch in two strands

| | DMC | Anchor | Madeira |
|---|------|--------|---------|
| ▼ | 163 | 876 | 1703 |
| ↪ | 165 | 278 | 1414 |
| e | 340 | 118 | 902 |
| ▽ | 563 | 208 | 1207 |
| ⊠ | 666 | 46 | 210 |
| ◆ | 704 | 255 | 1308 |
| ☆ | 726 | 295 | 109 |
| ● | 947 | 330 | 205 |
| ? | 955 | 206 | 1210 |
| ⊙ | 3078 | 292 | 102 |
| ⊚ | 3340 | 329 | 301 |
| ⊛ | 3746 | 1030 | 2702 |
| × | 3820 | 306 | 2509 |
| ∩ | 3865 | 2 | 2403 |

✦ Backstitch in one strand

| | | | |
|---|------|------|------|
| — | 498 | 1006 | 513 |
| — | 500 | 683 | 1705 |
| — | 550 | 102 | 714 |
| — | 700 | 229 | 1302 |
| — | 3826 | 1048 | 2306 |

✦ French knots in one strand

| | | | |
|---|-----|----|-----|
| ● | 666 | 46 | 210 |
|---|-----|----|-----|

✦ Contains fractionals

Max stitch count 29 (h) x 35 (w)

Design area on 14-count fabric
5.5x6.5cm (2x2 1/2in)

Stitched by Debbie Harding

جهت مشاهده جدیدترین اخبار، مقالات و دوره های آموزشی هنری به سایت ما

مراجعه نمایید:

www.studio-tarahan.ir @studio.tarahan



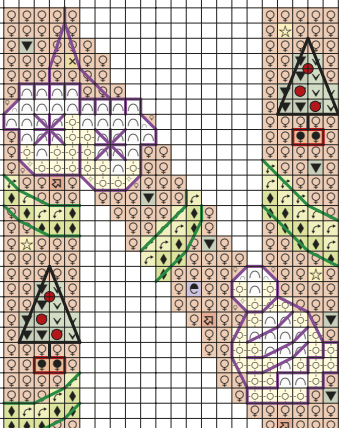
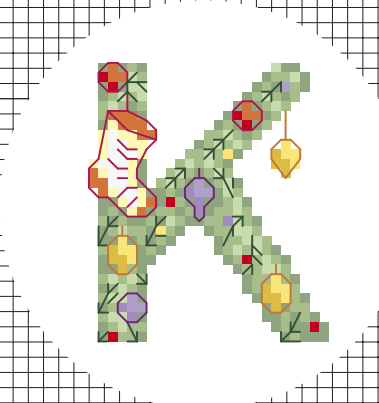


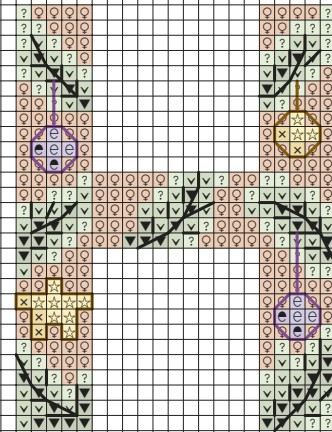

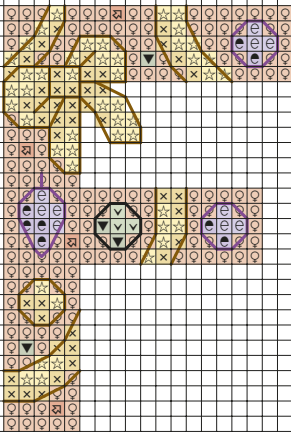
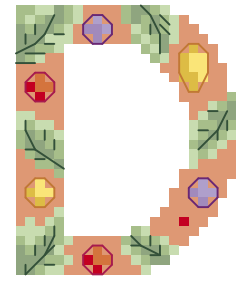



LeelaSays...



This wreath alphabet is exactly what I need to create gift tags this year!
I could also use it to make a cute wall hanging that says 'Season's greetings'.
So many possibilities, so little time!

Leela Roy, Designer,
Cross Stitch Crazy





جهت مشاهده جدیدترین اخبار، مقالات و دوره های آموزشی هنری به سایت ما

www.studio-tarahan.ir @studio.tarahan

مراجعه نمایید:



Enter to WIN!

Send us a postcard, drop us a text or enter online for a chance to win great prizes!

OVER
£1,036
OF PRIZES TO
BE WON!

Bothy Threads kits!

We're huge fans of Christmas, and we know you'll be head over heels for this kit too! Part of Bothy Threads' Love collection, Love Yule is a mix of seasonal motifs that will soften even the Scroogiest heart. See more at www.bothythreads.com. To enter, text **CSC235BOTHY**, your name, postal address and email address to **87474** (texts will be charged at 50p plus your standard network rate) or label your postcard **'Bothy Threads 235 giveaway'**.



12
PRIZES
worth
£270

Heritage Crafts kits!

Meet Ollie Owl!
Wrapped up warm in his cosy woollen scarf and hat, he thinks Christmas is a hoot. New for this year, he's the latest cute creation from Peter Underhill and one that we just can't wait to get stitching! Visit www.hcrafts.com to see more of Peter's wonderful characters. To enter, text **CSC235OLLIE**, your name, postal address and email address to **87474** (texts will be charged at 50p plus your standard network rate) or label your postcard **'Ollie Owl 235 giveaway'**.



16
PRIZES
worth
£260

Stitching, Sewing & Hobbycrafts show tickets!

Don't miss the chance to win a pair of tickets to the Stitching, Sewing & Hobbycrafts show at EventCity, Manchester, 1st-3rd February 2018. For details, go to www.ichfevents.co.uk, and to enter, text **CSC235SHOW**, your name, postal address and email address to **87474** (texts will be charged at 50p plus your standard network rate) or label your postcard **'SSH show ticket giveaway'**.



13
PRIZES
worth
£260

Tiny Modernist vouchers!

We can't get enough of designer Tiny Modernist, a.k.a. Cheryl McKinnon, so we're excited to be offering 10 lucky readers the chance to win vouchers to spend at www.tinymodernist.com. Choose from cityscapes, samplers, cute sayings and biscornus among others – all with the Tiny twist! The charts are available as instant downloads. To enter, text **CSC235TINY**, your name, postal address and email address to **87474** (texts will be charged at 50p plus your standard network rate) or label your postcard **'Tiny Modernist voucher giveaway'**.

10
PRIZES
worth
£246



Terms and conditions

For individual competitions, texts are charged at 50p plus your standard network tariff rate. To enter by post, please write your name, address and

Promoter: Immediate Media Company Bristol Ltd. Promotion excludes Immediate Media employees. Open to UK residents only. By entering, you agree to be bound by the rules of the promotion. Only

within 28 days of closing date. The draw is final, no correspondence will be entered into. For details of winners, send an SAE within two months of closing date. If any winner cannot be contacted within one

entering this competition you agree to receive newsletters, future offers and promotions from Immediate Media Company Ltd and related third parties. If you do not want to receive this

جهت مشاهده جدیدترین اخبار، مقالات و دوره های آموزشی هنری به سایت ما

مراجعه نمایید:

www.studio-tarahan.ir @studio.tarahan





▲ Several of Craftivist Collective's projects involve cross stitch, like this one, done to support Save the Children

► Sometimes Craftivists gather to work on a project together

Learn about.. Craftivism!

Craft plus activism – it's a potent combo! Crazy speaks to Craftivist Collective's Sarah Corbett about doing good one stitch at a time

Words by Alison Maney

Cross stitch can change your life, but did you know it can also help you change the world?

Craftivism, or activism through craft, has been around for a while – remember the AIDs quilt in 1987 and the pink hats at the Women's March on Washington? That's craftivism! In both cases, protesters used craft to call attention to serious problems in the world.

Craftivism can technically be for any

cause and done in any way, but in recent years the movement has developed a very specific philosophy – one of 'gentle protest', or using compassion rather than aggression to fight injustice.

This idea comes from lifelong activist Sarah Corbett, founder of a mostly online community of craftivists called the Craftivist Collective. She's also the author of a new book, *How to be a Craftivist: The Art of Gentle Protest*, an essential how-to and manifesto for anyone interested in changing the world in a mindful way.

According to Sarah's philosophy, you don't treat those you disagree with like bad people. Instead, you attempt to help them see your point of view through kindness – often by presenting them with handmade gifts or placing small, thought-provoking and handcrafted art pieces in public areas.

"If we want our world to be more beautiful, kind and fair?" Corbett writes, "then

shouldn't some of our activism be beautiful, kind and fair?"

So, if you're an introvert, or if protest marches scare you, or if you get the sense that just screaming at people won't actually change anyone's mind, craftivism might be right for you! It's not the right solution for every problem, Sarah says, but it's already helped to open up conversations with people in power and created some real change.

Changing the world

"We did a campaign asking a large UK retailer to pay the living wage," Sarah says about one of Craftivist Collective's campaigns. "We bought handkerchiefs from their store and asked 24 craftivists across the UK to make a gift for either a board member or someone else influential."

The hankies were decorated in the recipients' favourite colours and designs, and each came with a handwritten note

▼ Cross stitch mini banners like this one make people stop and think about the world's issues



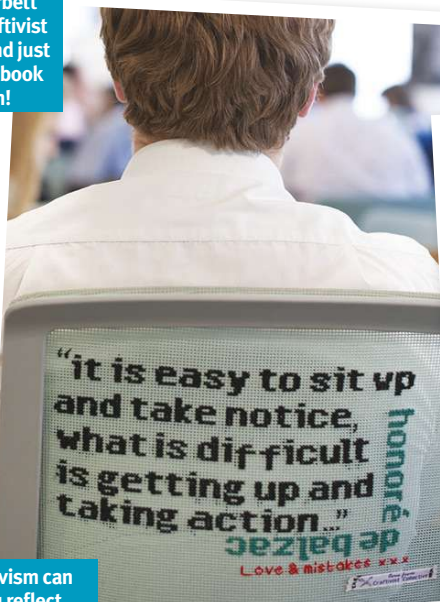
جهت مشاهده جدیدترین اخبار، مقالات و دوره های آموزشی هنری به سایت ما

مراجعه نمایید:

www.studio-tarahan.ir @studio.tarahan



▼ Sarah Corbett founded Craftivist Collective and just wrote a new book on craftivism!



◀ Craftivism can help you reflect on how to create a kinder world



“One of our craftivists, Gemma, made this beautiful handkerchief that had a patch of fabric from her grandmother’s dress that was from the shop from generations ago,” says Sarah. “Then, she cross stitched over the top of it about how being kind is always fashionable. It just worked so well.”

By presenting these gifts, the Collective were able to start a conversation with the board members. Eventually, the retailer increased its workers’ wages to £8.50 an hour – 5p more than the living wage.

Stitching for the future

Cross stitch, specifically, has been an important part of Sarah’s craftivism since the beginning. In fact, she was inspired to combine her background in activism with craft after taking up a cross stitch kit.

“[Cross stitch] works really well because it’s small. It’s quite a humble form of activism,” Sarah says. “We all like intriguing little things to find. I tell people to hang them below eye level because, psychologically, it makes you feel like you found something rather than it being forced in your face.”

It also became part of one of her first and most famous ongoing projects – cross stitch mini banners. These banners are hung in

stitchy messages, quotes and facts.

Since beginning in 2009, the Collective has partnered with organisations like Save the Children, Climate Rush, ShareAction and Mind to put together crafty campaigns for issues like fair pay, sustainability, climate change and hunger relief. For some campaigns, participants take part individually using kits from the Craftivist Collective website. For others, craftivists craft together as part of a workshop or group project. Sometimes they do crafts in public spaces to encourage strangers to spark up a conversation about what they’re making and why.

“Some of our craftivism projects are about inner activism – so, you make them to challenge yourself,” Sarah explains. “Some

“ Anyone who takes part in one of our projects is part of the Collective ”

of them are about gifts for power holders to build a relationship with them. Some are more about street art, to provoke people in public spaces online as well as offline.”

You can find a kit to make your own cross stitch mini banner, as well as other crafty kits, on the Craftivist Collective website. “All

year,” she says.

However, Sarah points out that these aren’t casual projects – they’re to be done carefully with specific goals in mind. “[In the kits], we’ll have suggested messages, top tips and crafter thoughts to think through while you’re stitching.”

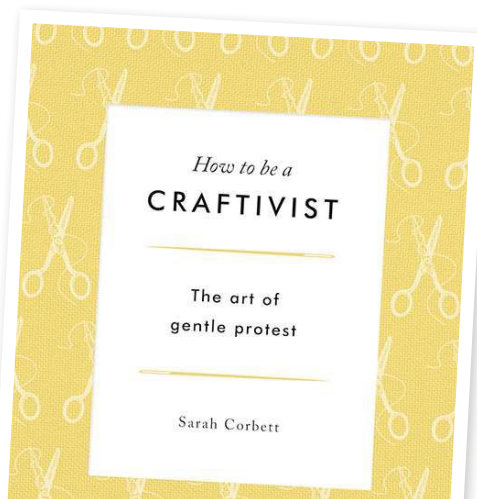
How to be a craftivist

With her new book, Sarah hopes to get even more people involved in craftivism.

“Anyone that takes part in one of our projects is part of the Collective,” Sarah says. “If you share what you’re doing and you share your crafter thoughts, then you are definitely part of our Collective if you want to be. All the resources are there if people want to come up with their own craftivism projects, too.

“To anyone who reads this,” Sarah says, “please join in and learn and do it!”

To get involved and learn more, visit www.craftivist-collective.com. Sarah’s new book *How to Be a Craftivist* is out now. ●



supplied by Craftivist Collective

جهت مشاهده جدیدترین اخبار، مقالات و دوره های آموزشی هنری به سایت ما

مراجعه نمایید:

www.studio-tarahan.ir @studio.tarahan



Frosty friends



Take a day off from the festive flurry to stitch this happy snowman and his thoughtful robin pals!

Designed by Durene Jones

When a magical snowman needs help getting dressed on a snowy afternoon, his robin friends are more than happy to help! Join in the fun when you stitch these cute characters using whole stitches, fractionals and backstitch. We love the textured details of the snowman's hat and scarf, plus the subtle shading throughout the scene – it makes it easy to get lost in this winter

Need to know

Stitch Time

55 hours (approx)

Stitch Types

Whole cross stitch, fractionals, backstitch, French knots

wonderland! Cuddle up on the sofa and stitch this hoop for a buddy of your own to warm their heart in the colder months. ●

ShoppingList...

Threads - Stranded cotton as listed in the key

Needle - Size 24 tapestry needle

Fabric - Fabric Flare 14-count Cotton Sky aida measuring 38x38cm (15x15in). To buy, visit www.sewitall.com or call ☎ 01280 821 777

Extras - 9in wooden embroidery hoop. To buy, visit www.siestaframes.com or call ☎ 01202 813 363; white paint, white felt for backing and ribbon of your choice from local stores



جهت مشاهده جدیدترین اخبار، مقالات و دوره های آموزشی هنری به سایت ما

www.studio-tarahan.ir @studio.tarahan

مراجعه نمایید:





Paint your wooden hoop white to make your finish look even frostier

جهت مشاهده جدیدترین اخبار، مقالات و دوره های آموزشی هنری به سایت ما

www.studio-tarahan.ir @studio.tarahan

مراجعه نمایید:



SpecialProject




جهت مشاهده جدیدترین اخبار، مقالات و دوره های آموزشی هنری به سایت ما

مراجعه نمایید:

www.studio-tarhan.ir @studio.tarhan





ReaderSays...



This jovial snowman and his cute robins look like they'll be such a lot of fun

to stitch. I love the snowman's smile and his interaction with the lively robins hopping around. This is definitely a must-stitch for me this winter.

Jacqui Gilfillan, Weymouth

Crazy tip

Each length of cotton that you use should be about as long as your forearm

Snowman hoop

✦ Cross stitch in two strands

| | DMC | Anchor | Madeira |
|----|-------|--------|-----------|
| ∩ | blanc | 2 | 2402 (x3) |
| ? | 164 | 240 | 1209 |
| ♥ | 349 | 1098 | 212 |
| w | 351 | 10 | 214 |
| ∇ | 369 | 1043 | 1309 |
| ⌘ | 415 | 398 | 1802 |
| b | 434 | 310 | 2009 |
| K | 436 | 1045 | 2011 |
| o | 437 | 362 | 2012 |
| ∨ | 701 | 227 | 1305 |
| ◆ | 703 | 238 | 1307 |
| ♀ | 740 | 316 | 204 |
| ☆ | 742 | 303 | 114 |
| ☾ | 747 | 158 | 1104 |
| * | 762 | 234 | 1804 |
| ↖ | 816 | 1006 | 513 |
| \$ | 907 | 255 | 1308 |
| ↗ | 946 | 332 | 207 |
| A | 963 | 73 | 502 |
| ↙ | 989 | 241 | 1401 |
| P | 3761 | 928 | 1001 |

✦ Backstitch in one strand

| | | | |
|---|-------|------|------|
| — | blanc | 2 | 2402 |
| — | 310 | 403 | 2400 |
| — | 3846 | 1090 | 1103 |

✦ Backstitch in two strands

| | | | |
|---|-------|-----|------|
| — | blanc | 2 | 2402 |
| — | 310 | 403 | 2400 |
| — | 444 | 291 | 106 |

✦ French knots in one strand

| | | | |
|---|-----|-----|------|
| ● | 310 | 403 | 2400 |
|---|-----|-----|------|

✦ Contains fractionals

Stitch count 125 (h) x 130 (w)
Design area on 14-count fabric
23x23.5cm (9x9¼in)





Stitch & Chat

Catch up on all the gossip from your fellow stitchers and get involved by sharing your photos, stories, views and more!

Go pink!

THE BIG PINK | breast cancer care

Use your stitchey skills to help people affected by breast cancer – by throwing a party! Breast Cancer Care wants to help you raise money for their most recent fundraising push, The Big Pink, throughout the month of October (a.k.a. Breast Cancer Awareness Month). Simply visit the Breast Cancer Care website to order your free fundraising kit, which will include everything you need to throw your own event!

You can put together anything from an afternoon tea to a house party, but we recommend organising a stitchey get-together with your fellow crafty friends – or putting on a cross stitch workshop for those who haven't yet learned the joys of stitching! And, to add to the fun, you can ask all your guests to dress up in pink to match the theme!

Thinking of taking part and organising a Big Pink get-together of your own? Find out more when you visit www.breastcancercare.org.uk. To get your free kit, visit www.breastcancercare.org.uk/october



Coming up

Planning a trip? Take a snap of you with your copy of Crazy for a chance to be in the mag!

TAKE PART TODAY...

WIN with CRAZY

...and if you're featured, you'll win a fantastic prize!

Write to or email us, or comment on our Weekend Win Facebook posts, and your note could be selected for our Stitch and Chat page! Everyone featured here will receive this cheerful Forever Friends Snowy Days kit from Anchor, worth £21.95. The finished kit measures 12x20cm (4³/₄x7³/₄in). It's the perfect stitch for celebrating the joys of snow and Christmas time! Email stitchandchat@cross-stitching.com with your photos and comments, or post them to the Crazy address printed on page 3.



Your say

What is your favourite time of day to do some stitching?



"I love to stitch any time and in many places. I just love to stitch! I must admit, I do love to stitch from early evening to late on a night, as it's lovely and quiet and there's just me, my dogs and a daylight lamp. What could be better?"

Michelle Davison, Trimdon



"In the evening when all the work is done. I stitch from 9pm to 12am and then to bed I must go. Although, I have been

known to do an all night stitch – I'll be so engrossed in what I'm doing that suddenly it's daybreak! Oops."

Janine Rooks, Letchworth



"I like to stitch first thing in the morning (around 3am or 4am) after I've fed the chickens and let them out and there's no one else up – I tend to get loads of stitching done with no distractions!"

Sara Gordon, Leeds

Coming up:

Who was the first person you ever stitched a gift for?

Email your answer to

SPOT THE STITCHES!

This is a close-up of one of the charts in this issue of Crazy – but which one do you think it is? Send a postcard with the page number the chart is on, along with your name and address, to: Stitch and Chat 235, Cross Stitch Crazy, 2nd Floor, Tower House, Fairfax Street, Bristol BS1 3BN by 16th November 2017. The



Crazy's Angels



Send your stitching problems to *Crazy's Angels* and watch them leap into action!

Mix and match

Q The woodland animals project in *Crazy* issue 233 really caught my eye and I can't wait to get stitching! I already have some of the thread needed in my stash but not all my threads are of the same make. Can I mix them up?

Antonia Owen, Marlow

A Glad you like the campfire animals chart, Antonia! We actually advise that you stick to one brand of thread when you're stitching a design – particularly a larger one like this. Although in our colour charts we provide details of the corresponding colours for the three main thread ranges (DMC, Anchor and Madeira), the colours do vary slightly, so mixing them up



▲ Use the same brand of thread throughout each project

could distort the final design and lead to a less-than-fantastic finish. In this case, it definitely pays to stick with one range – plus, it's an excuse to buy yourself some fresh thread, rather than using up your odds and ends left over from previous projects!

Festive spirit

Q I've recently discovered the delights of stitching, and this Christmas I'd like to find a simple but effective way to stitch some seasonal joy into my presents! Where can I get some inspiration, Angels?

Rosie Ballard, Dublin

A You can spruce up your gifts by adding Christmas motifs! Try stitching them onto clothing, tablecloths, tea towels and table runners, or use them to make cards and gift tags. We love *50 Cross Stitch Quickies Christmas* by Bucilla Needlecrafts, recently published by Leisure Arts (www.leisurearts.com) and available on Amazon for £8.99. The book has

designs ranging from traditional to cute to modern. Santas, angels, reindeer and polar bears all make an appearance, and they're all easy to stitch. You could make one on a cosy evening in, lounging in front of a roaring fire to really get into the festive spirit!



Tape over it

Q Angels, I'm at my wits' end. My thread keeps catching on the jagged edges of the fabric as I'm stitching. It's fraying my thread – and my nerves! Any ideas how to combat this?

June Harper, Stockport

A This is a common problem, June, but there are ways to overcome it. One solution is to add washi tape over all the edges to create a smooth surface. You'll need to use a low-tack, acid-free tape to prevent damaging the fabric. Scotch Artist Tape is ideal, but we love to brighten things up too! Try this washi tape, available for £4.95 from www.stonegift.com,

3 of the best... Quick-to-make Christmas cards

Stitch festive cards on chilly winter evenings



ROCKIN' ROBIN

This robin was dreaming of a white Christmas – and got his wish! Spread the joy with Robin's New Wellies, available as a kit from Mouseloft (www.mouseloft.co.uk) and priced at £2.99.



SPEEDY SANTA

This is one busy Santa Claus! Buy this Christmas Card Motifs – Santa chart by Maria Diaz for £3.65 from Creative Poppy Patterns (www.creativepoppypatterns.com)



WORDS OF WISDOM

Get Christmassy with Lesley Teare's Joyful Festive Wreath Christmas Card Collection Cross Stitch Kit from Sew and So (www.sewandso.co.uk). The kit includes six designs and costs £14.75.

▶ Try this Stitch Story tape by MT Masking Tape!



جهت مشاهده جدیدترین اخبار، مقالات و دوره های آموزشی هنری به سایت ما

مراجعه نمایید:

www.studio-tarahan.ir @studio.tarahan



AskTheAngels

Our top tips...

Adding embellishments to your work

- 1 Customise a project by adding extras. Beads, buttons, or a touch of metallic thread will allow you to put your own stamp on a project.
- 2 Heavy embellishments on a card can make it unstable, so stick a thick piece of board inside as a counterbalance.
- 3 Use two strands of thread to attach buttons and embellishments, anchoring in existing stitches at the back. Prevent sagging by adding iron-on interfacing to the back.
- 4 Always add your embellishments at the end once you've finished all the stitching so that your threads don't get tangled.
- 5 Attach beads and buttons with thread in the same colour as the embellishment. For clear beads or buttons and charms with shanks, use thread to match the background it's stitched on.

gently pressed around the edges of your aida while you work. You might also want to make sure you stitch with the optimum thread length – about 30-40cm (12-16in) to avoid having too much excess, which will exacerbate the problem. If you don't fancy the washi tape trick, it's also worth going around the edges of your fabric before you start your project and snipping off any little 'pegs' or other rough bits likely to snag your thread as you work.

Picture perfect

Q I've decided to stitch my own Christmas cards this year, but the design I've chosen is too big for the aperture of the card blanks I've bought. Help Angels!

Cheryl Parris, Cornwall

A All is not lost, Cheryl – and you're not the first person to have made this mistake. If you're really set on using the card blanks you've bought, then the easiest solution is to make your finished design smaller. The quickest way to do this is to stitch it onto a



▲ Make sure to buy card blanks in the correct size



▼ Make stitchy jewellery with Dandelyne hoops

higher-count fabric. So if you had planned to use 14-count aida, use 16-count instead. Don't forget that if you're stitching on a higher-count fabric you need to reduce the size of your needle too (for 16-count you'll need a size 28). But if you end up having to buy extra aida and needles, it might work out cheaper and simpler to just get some new card blanks with bigger apertures! Try Hobbycraft (www.hobbycraft.co.uk) for standard-sized packs or PDA Card and Craft (www.pdacardandcraft.co.uk) for bespoke options in a wide range of different finishes.

Stitch and wear

Q I like the idea of being able to wear my cross stitch masterpieces – perhaps as a pendant. How can I achieve this?

Pauline Edwards, Edinburgh

A By far the best way to showcase your designs is to frame them in a mini embroidery hoop and thread it onto a chain. We've fallen in love with the wooden sets made by Dandelyne, available at www.dandelyne.etsy.com. In fact, the shop recently released four miniature embroidery hoop sets for making rings, earrings and necklaces. Prices start at £5 plus delivery. If you decide to go all out with the biggest pack, you'll be able to create a matching pendant, ring and earrings! You could wear them as a coordinated set, or make yourself a pendant

remaining jewellery – maybe as Christmas presents!

In with the new

Q I've designed my own project and want to use 11-count aida. This is the first time I've used this size fabric. Can I use my usual needle, Angels?

Flora Keogh, by email

A Your 11-count aida has fewer holes per inch than your typical 14-count aida, so your finished design will come out bigger than if you stitched it onto 14-count fabric. The holes will, of course, be larger and so you will indeed need a new needle. For 14-count aida, you'd use a size 24 tapestry needle. However, if you're using 8 or 11-count aida, you'll need a size 22 needle, while for 16 and 18-count aida you'd need a size 28. Most needles are made from nickel-plated steel, but you can get gold and platinum-plated ones too. These extravagant-sounding bits of kit slide through the fabric much more smoothly.

John James Needles (www.jjneedles.com) stock gold needles for £1.67. They add a little bit of luxury to your stitching, which is worthwhile if you spend a lot of your free time with a needle

▲ You should use different needle sizes for different



Hello Angels!

Send your stitching problems to Crazy's Angels and we'll come to your rescue! Make your questions as crazy as you like and send them to the address listed below.

.....

.....

.....

.....

Date sent.....

Name and address.....

.....

جهت مشاهده جدیدترین اخبار، مقالات و دوره های آموزشی هنری به سایت ما

www.studio-tarahan.ir @studio.tarahan

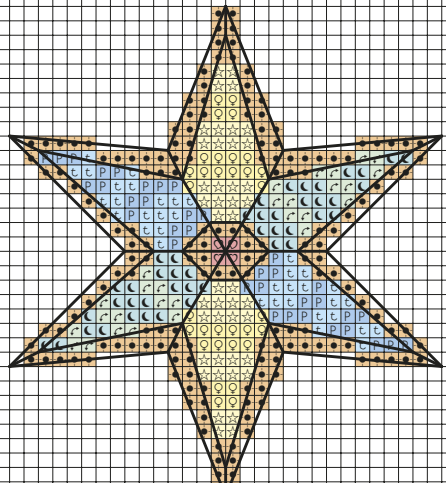
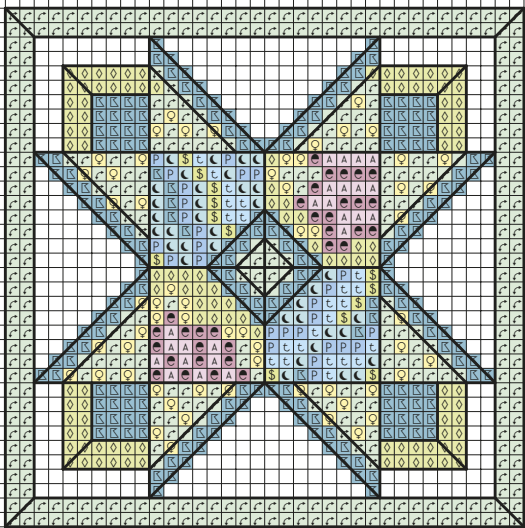
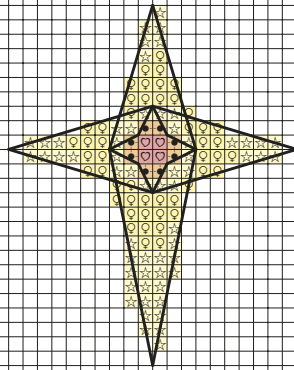
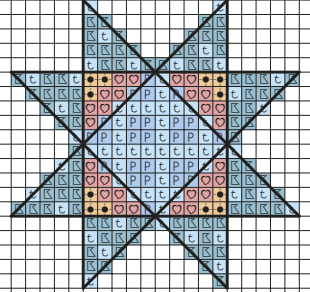


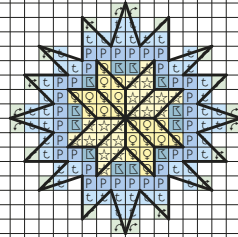
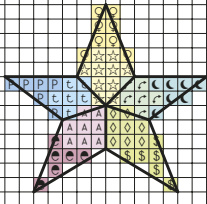


مراجعه نمایید:



QuickStitch

Snuggle up and stitch these cosy quilting stars for pretty cards, tags and more!

Designed by Heather Nugent



Quilting stars

✦ Cross stitch in two strands

| | DMC | Anchor | Madeira |
|---|------|--------|---------|
| ♀ | 307 | 289 | 104 |
| ☆ | 445 | 288 | 103 |
| ☒ | 602 | 57 | 702 |
| ● | 718 | 88 | 707 |
| ⚬ | 741 | 304 | 202 |
| ⚬ | 907 | 255 | 1308 |
| ↻ | 964 | 185 | 1112 |
| t | 996 | 433 | 1103 |
| A | 3608 | 86 | 709 |
| ♥ | 3801 | 1098 | 411 |
| ◇ | 3819 | 279 | 1610 |
| ⊠ | 3842 | 164 | 1010 |
| P | 3843 | 410 | 1102 |
| ☾ | 3846 | 1090 | 1113 |

✦ Backstitch in one strand

| | | | |
|---|-----|-----|------|
| — | 310 | 403 | 2400 |
|---|-----|-----|------|

✦ Whole stitches only

Max stitch count 40 (h) x 40 (w)
Design area on 14-count fabric
7.5 x 7.5 cm (3.0 x 3.0")

جهت مشاهده جدیدترین اخبار، مقالات و دوره های آموزشی هنری به سایت ما

مراجعه نمایید:

www.studio-tarahan.ir @studio.tarahan



Merry makes



Kids can create their own Christmas bunting with these easy-to-stitch triangles made from colourful motifs!

Designed by Fiona Baker

Mix the cosy cheer of a Fair Isle jumper with bright bunting and you get this simple yet striking project! Made up of little festive-inspired motifs, each triangle is easy to create as it uses whole stitches only – great for kids who are just learning to stitch.

To make your own bunting, simply cut felt into triangles and stitch the edge onto your pom-pom trim. You can then

Need to know

Stitch Time

3-4 hours each

Stitch Types

Whole cross stitch

attach your stitched design with running stitch, as we did here, or with double-sided tape. Then just string it up in your room for a fresh holiday finish! ●

ShoppingList...

Threads - Stranded cotton as listed in the key

Needle - Size 24 tapestry needle

Fabric - Zweigart 14-count white aida measuring 15x15cm (6x6in) for each design. To buy, visit www.sewandso.co.uk or call ☎ 0800 013 0150

Extras - Wool-mix felt in Seabreeze and medium pom-pom trim in Gold. To buy, visit www.ricketyrose.co.uk or call ☎ 01367 250 034



Repeat these patterns to create borders or squares for your cards!





جهت مشاهده جدیدترین اخبار، مقالات و دوره های آموزشی هنری به سایت ما

مراجعه نمایید: www.studio-tarahan.ir @studio.tarahan



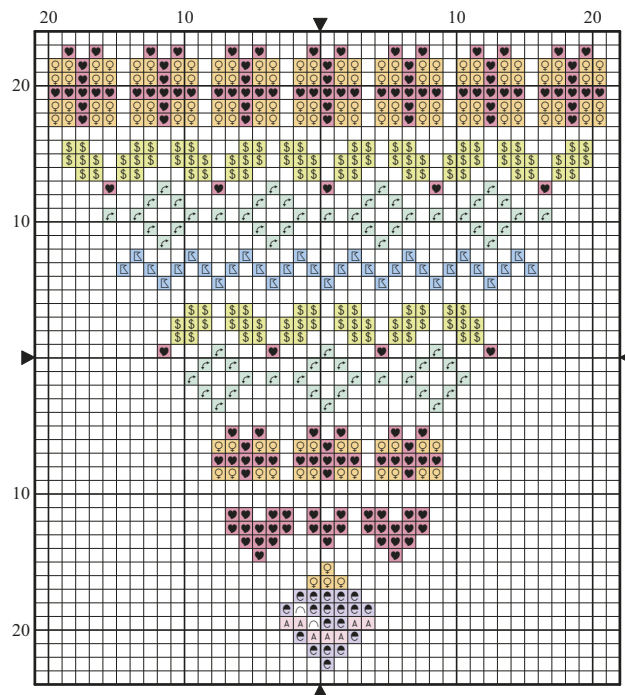
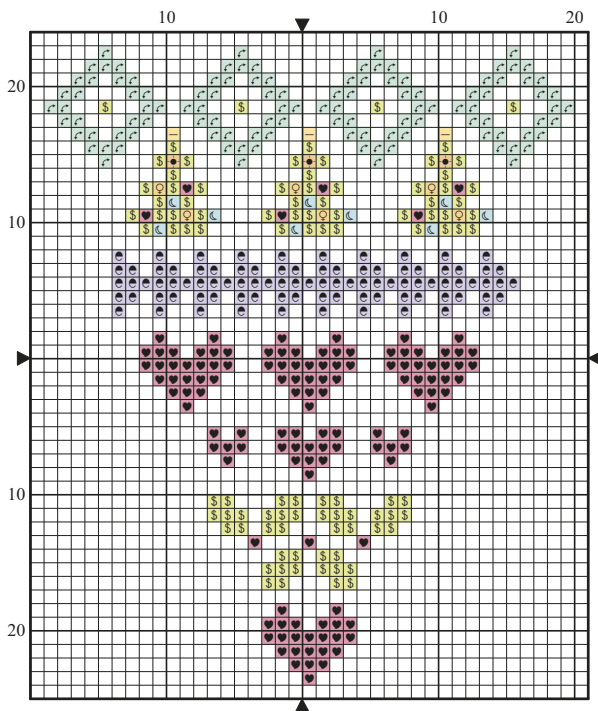
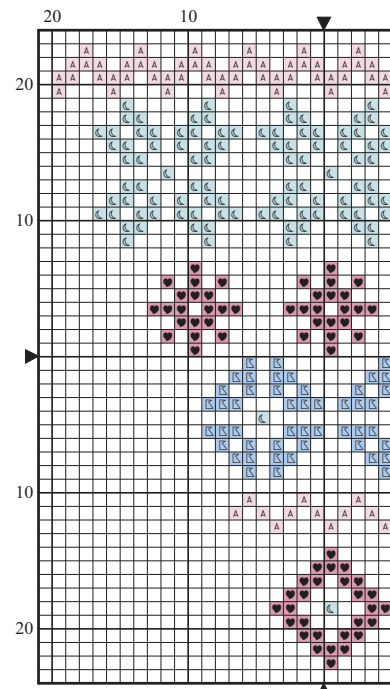
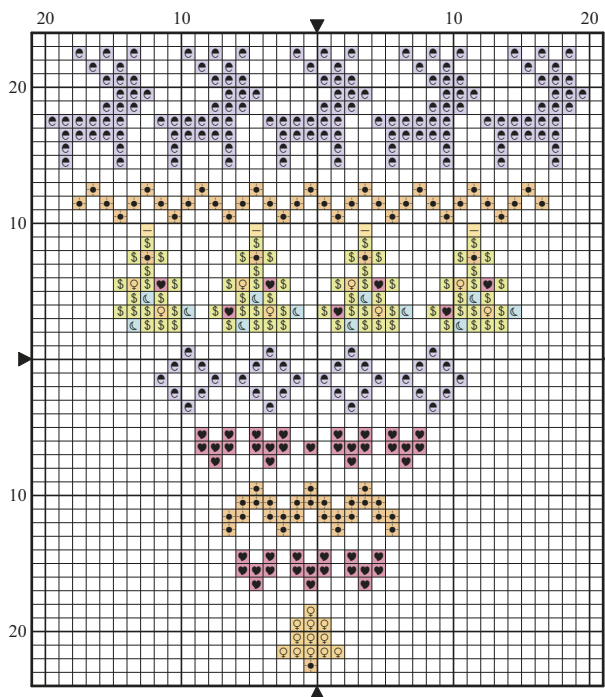
Fair Isle bunting

✳ Cross stitch in two strands

| | DMC | Anchor | Madeira |
|---|-------|--------|---------|
| ○ | blanc | 2 | 2402 |
| ● | 340 | 118 | 902 |
| ♥ | 602 | 57 | 702 |
| A | 604 | 55 | 614 |
| ⊙ | 741 | 304 | 202 |
| ♀ | 742 | 303 | 114 |
| — | 743 | 302 | 113 |
| § | 907 | 255 | 1308 |
| ↻ | 959 | 186 | 1114 |
| ⊠ | 3843 | 410 | 1102 |
| ☾ | 3846 | 1090 | 1103 |

✳ Whole stitches only

Max stitch count 47 (h) x 41 (w)
 Design area on 14-count fabric
 8.5x7.5cm (3 1/2 x 3 in)
 Stitched by Julieanne Charles



StaceySays...



I love the bright colours and little motifs! I'm cobbling together a winter sampler for my husband and I might use a few of these designs to create a festive border.

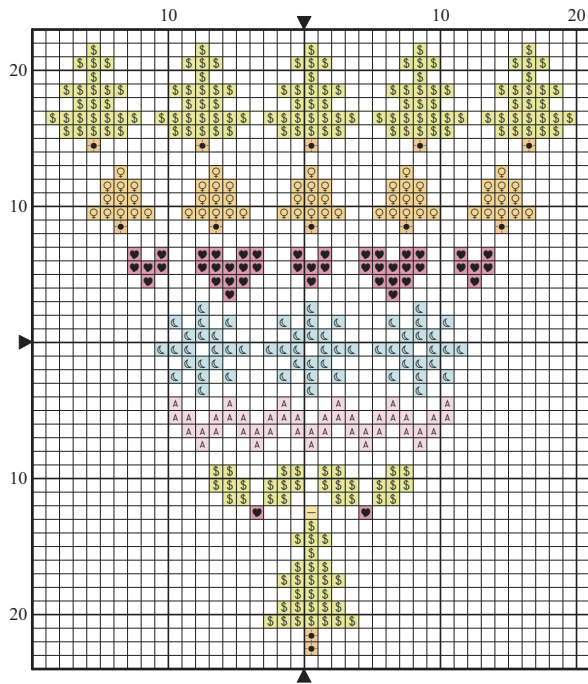
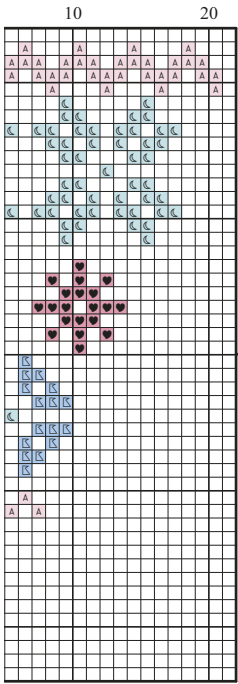
**Stacey Black, Art Editor,
 Cross Stitch Crazy**

جهت مشاهده جدیدترین اخبار، مقالات و دوره های آموزشی هنری به سایت ما

www.studio-tarahan.ir @studio.tarahan

مراجعه نمایید:





Crazy Kid Stitcher!



You are a winner!
Rosalind
from Cheshire

“I’m Rosalind and I’m six years old. This is me stitching my own sampler, which I designed myself, on plastic canvas while sitting in the garden. I’m very excited to be in Crazy!”

Crazy tip

For 10% off Rickety Rose products, use the discount code **CRAZY**

I’m a Crazy Kid stitcher!

Are you a kid who’s mad about cross stitch? If so, fill out the form below and send it in to us, along with a photo of you and your stitching, for the chance to feature in Crazy!

Name and address.....

.....

..... Postcode.....

Tel no.....

I’m a kid who’s crazy about stitching and here’s why

.....

.....

.....

Please ask your parent or guardian to sign here

.....

Fill in and cut out this coupon (or photocopy) and send to:
Crazy Kids... Cross Stitch Crazy, Immediate Media Company Bristol Ltd, 2nd Floor, Tower House, Fairfax Street, Bristol BS1 3BN or email crazykids@cross-stitching.com



جهت مشاهده جدیدترین اخبار، مقالات و دوره های آموزشی هنری به سایت ما

مراجعه نمایید:

www.studio-tarhan.ir @studio.tarhan



GIFT SUBSCRIPTIONS FROM ONLY £29.99

TAKE THE HASSLE OUT OF YOUR CHRISTMAS SHOPPING AND GIVE A GIFT THAT LASTS ALL YEAR

- ★ The perfect Christmas gift from only **£29.99**
- ★ A unique Christmas present they'll continue to **enjoy all year round***
- ★ **Delivered direct** to their door
- ★ **Over 30 magazines to choose from** - gardening, cooking, crafting, cars, music, wildlife and much more

Order a magazine as a gift subscription before the 16th December and not only will you **SAVE up to 50%** on the price but we'll also send you a **FREE** Christmas card to personalise!

Remember ordering online is safe and secure, choose from any of these payment options



10 ISSUES FOR £39.99
SAVE 33%



10 ISSUES FOR £39.99
SAVE 33%



10 ISSUES FOR £39.99
SAVE 33%



10 ISSUES FOR £39.99
SAVE 33%



12 ISSUES FOR £29.99
SAVE 43%



12 ISSUES FOR £39.99
SAVE 30%

To receive your free greetings card in time for Christmas, gift orders must be received by the 16th December 2017. This offer closes on the 31st December 2017.

This offer is valid for UK delivery addresses only. All savings are calculated as a percentage of the full shop price, excluding Radio Times and Match of the Day which are calculated as a percentage of the Basic Annual Rate. For overseas rates visit www.buysubscriptions.com. All Christmas gift subscriptions will start with the first issue available in January 2018. Should the magazine change in frequency, we will honour the number of issues and not the term of the subscription. *Calls from landlines will cost up to 9p per minute. Call charges from mobile phones will cost between 3p and 55p per minute but are included in free call packages. Lines are open 8am - 8pm weekdays and 9am - 1pm Saturdays.

*Radio Times and Match of the Day are published weekly. The Basic Annual UK Subscription Rate of Radio Times is £144.78. This price is for one year and includes the Christmas double issue and a contribution towards postage. The Basic Annual UK Subscription Rate for Match of the Day is £117 for one year.

جهت مشاهده جدیدترین اخبار، مقالات و دوره های آموزشی هنری به سایت ما مراجعه نمایید:

www.studio-tarahan.ir @studio.tarahan



SEE OUR FULL RANGE OF MAGAZINES ONLINE



13 ISSUES FOR £39.99
SAVE 38%



10 ISSUES FOR £39.99
SAVE 33%



10 ISSUES FOR £39.99
SAVE 33%



10 ISSUES FOR £39.99
SAVE 33%



10 ISSUES FOR £39.99
SAVE 33%



10 ISSUES FOR £39.99
SAVE 33%



10 ISSUES FOR £39.99
SAVE 33%



10 ISSUES FOR £39.99
SAVE 33%



13 ISSUES FOR £39.99
SAVE 38%



9 ISSUES FOR £34.99
SAVE 35%



26 ISSUES FOR £39.99
SAVE 46%



13 ISSUES FOR £29.99
SAVE 46%



13 ISSUES FOR £29.99
SAVE 49%



12 ISSUES FOR £29.99
SAVE 50%



13 ISSUES FOR £29.99
SAVE 49%

ORDER NOW!

Subscribing online is quick and easy. Visit buysubscriptions.com/christmas

or call our hotline **0330 053 8660+**

- mobile-friendly site
- safe and secure
- easy search

QUOTE CODE: X17AD



جهت مشاهده جدیدترین اخبار، مقالات و دوره های آموزشی هنری به سایت ما مراجعه نمایید:

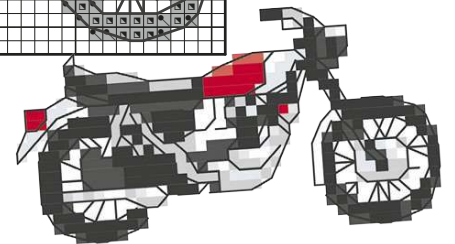
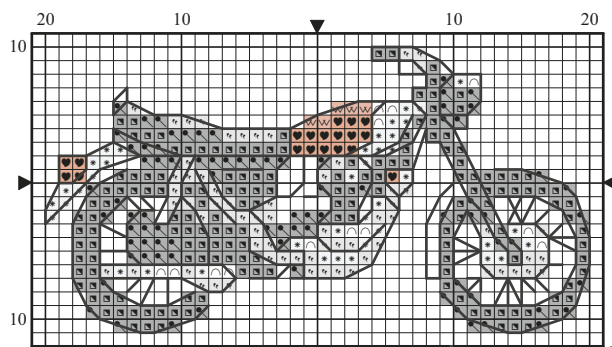
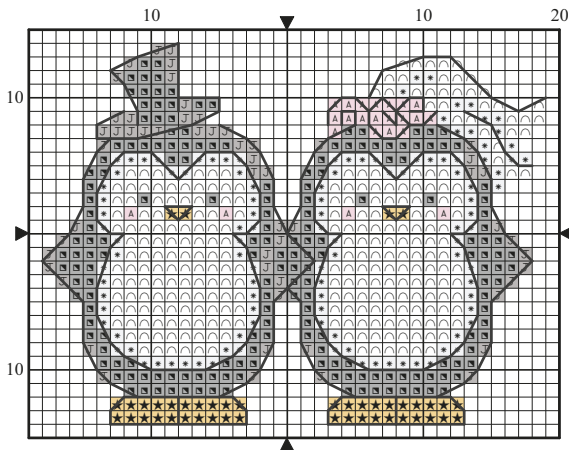
www.studio-tarahan.ir @studio.tarahan



Challenge

Lucie

Crazy designer Lucie Heaton loves to bring your ideas to life, so send in yours today!



Penguin wedding

✦ Cross stitch in two strands

| | DMC | Anchor | Madeira |
|---|-------|--------|---------|
| ∩ | blanc | 2 | 2402 |
| J | 317 | 400 | 1714 |
| A | 604 | 55 | 614 |
| ★ | 742 | 303 | 114 |
| * | 762 | 234 | 1804 |
| ■ | 3799 | 236 | 1713 |

✦ Backstitch in one strand

| | | | |
|---|------|-----|------|
| — | 3799 | 236 | 1713 |
|---|------|-----|------|

✦ Whole stitches only

Stitch count 28 (h) x 37 (w)
Design area on 14-count fabric
5x7cm (2x2³/₄in)

Chilled couple

I'm looking to make a customised wedding card with penguins as the bride and groom.

Elaine Pocock, via Facebook

What a cute idea, Elaine! Here you go! They'll make a great card for a winter wedding, I think.
Lucie



Motorbike

✦ Cross stitch in two strands

| | DMC | Anchor | Madeira |
|---|-------|--------|---------|
| ∩ | blanc | 2 | 2402 |
| ♥ | 349 | 1098 | 212 |
| W | 351 | 10 | 214 |
| ⌘ | 413 | 401 | 1904 |
| ⌘ | 415 | 398 | 1802 |
| * | 762 | 234 | 1804 |
| ■ | 3799 | 236 | 1713 |

✦ Backstitch in one strand

| | | | |
|---|------|-----|------|
| — | 3799 | 236 | 1713 |
|---|------|-----|------|

✦ Whole stitches only

Stitch count 21 (h) x 40 (w)
Design area on 14-count fabric
4x7.5cm (1¹/₂x3in)

Ride it out

I would love for you to do an old vintage British motorbike. I so want to stitch something for my husband, but his only interests are vintage bikes and engineering! Can you help, Lucie?
Shaunac Herfield, Carrickfergus

Certainly, Shaunac! Here's a cool British bike for your husband to admire.
Lucie

Cocker spaniel

✦ Cross stitch in two strands

| | DMC | Anchor | Madeira |
|---|------|--------|---------|
| ÷ | 211 | 342 | 801 |
| J | 317 | 400 | 1714 |
| ✻ | 437 | 362 | 2012 |
| ∞ | 712 | 926 | 2101 |
| ● | 738 | 367 | 2013 |
| × | 739 | 366 | 2014 |
| ■ | 3799 | 236 | 1713 |

✦ Backstitch in one strand

| | | | |
|---|------|-----|------|
| — | 3799 | 236 | 1713 |
|---|------|-----|------|

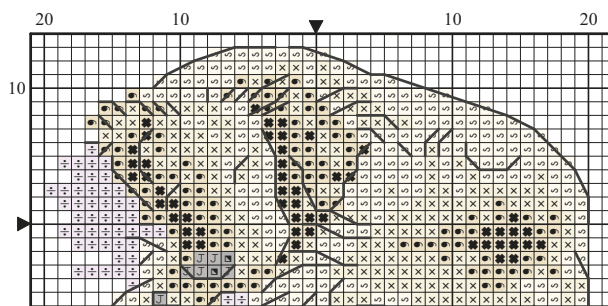
✦ Whole stitches only

Golden days

I would love a chart for a golden roan cocker spaniel as I have one adorable dog.

Tinya Parkes, via Facebook

Here he is, snoozing away! I hope this looks a lot like your own spaniel, Tinya.
Lucie



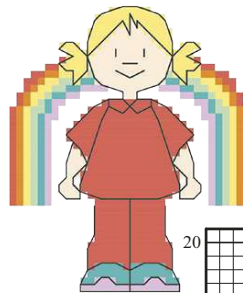
Over the rainbow

I'd be happy with any chart on the theme of rainbows! I help with a rainbow unit of 24 lovely four to seven-year-old girls. A chart of a girl in a red tracksuit with a rainbow over her would be wonderful!

Rosemary Maxwell, Hollywood

Your wish is my command, Rosemary! Hopefully this cutie looks like some of the little ones in your group. What a wonderful activity for them!

Lucie



Rainbow girl

✦ Cross stitch in two strands

| | DMC | Anchor | Madeira |
|---|------|--------|---------|
| ● | 210 | 108 | 802 |
| ■ | 351 | 10 | 214 |
| ♀ | 727 | 293 | 112 |
| ● | 741 | 304 | 202 |
| 3 | 948 | 892 | 306 |
| § | 954 | 203 | 1207 |
| ↻ | 3845 | 433 | 1103 |


✦ Backstitch in one strand

| | | | |
|---|------|-----|------|
| — | 3799 | 236 | 1713 |
|---|------|-----|------|

✦ Whole stitches only

Stitch count 40 (h) x 34 (w)

Design area on 14-count fabric
7.5x6cm (3x2½in)



Chinese dragon

✦ Cross stitch in two strands

| | DMC | Anchor | Madeira |
|---|------|--------|---------|
| ■ | 351 | 10 | 214 |
| A | 604 | 55 | 614 |
| ● | 741 | 304 | 202 |
| ★ | 742 | 303 | 114 |
| ■ | 3799 | 236 | 1713 |
| ▼ | 3844 | 1089 | 1102 |
| ◇ | 3846 | 1090 | 1105 |

✦ Backstitch in one strand

| | | | |
|---|------|-----|------|
| — | 3799 | 236 | 1713 |
|---|------|-----|------|

✦ Whole stitches only

Stitch count 40 (h) x 30 (w)

Design area on 14-count fabric
7.5x5.5cm (3x2¼in)

Year of the dragon

Please can you chart a Chinese dragon for me, Lucie? I'm currently stitching an Afghan blanket for my grandson and he was born in the year of the dragon.

Joan Jones, Machynlleth

What a powerful year for your grandson to be born in, Joan! Hopefully this stitch will inspire him to grow up strong.

Lucie

Working hard

I would like a chart of a generously-sized woman with headphones, possibly riding a stationary bike at the gym.

Judith Pearson, via Facebook

Here's a curvy lady working out like a pro, listening to some music. I hope this helps to provide a bit of gym-spiration!

Lucie



Exercise bike

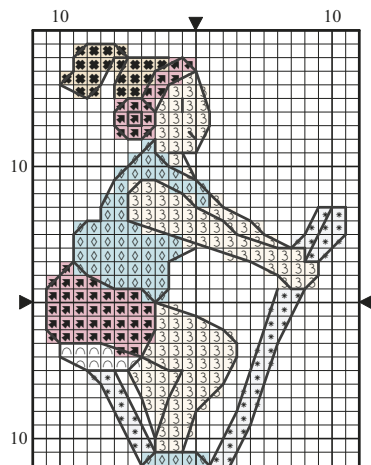
✦ Cross stitch in two strands

| | DMC | Anchor | Madeira |
|---|------|--------|---------|
| ■ | 437 | 362 | 2012 |
| ■ | 603 | 25 | 505 |
| * | 762 | 234 | 1804 |
| 3 | 948 | 892 | 306 |
| ◇ | 3846 | 1090 | 1105 |

✦ Backstitch in one strand

| | | | |
|---|------|-----|------|
| — | 3799 | 236 | 1713 |
|---|------|-----|------|

✦ Whole stitches only



I challenge Lucie...

If there's something you would like to have charted, challenge me, Lucie, and I'll come up with the goods. Please note, I can only fit in fairly small designs and for copyright reasons I'm unable to chart characters from films and TV – but go on, make it something crazy!

My chart request

I'd like this chart because

Your name and address.....



Track it Down



Sherlock Anne's on hand to track down the designs you crave. Send her your requests today!

Ladybird hunt

I'm trying to find a Margaret Sherry cross stitch chart called Ladybird Walk, but it appears it's no longer available. Can you help?

Ann Marie Stoia Henderson, USA

Margaret Sherry's designs are popular with many of our readers, and it's easy to see why. They're adorable! The chart you're looking for – Ladybird Walk – does seem to be discontinued. I suggest you post a request on the stitchers' forum at www.cross-stitching.com to see if any of our other readers have a copy of the chart or kit to lend or sell to you. If you don't have any luck with that, I wonder if another of her designs could tempt you? I love this Sugar & Spice kit. The kit costs £29.99 from www.bothythreads.com or ☎ 01900 828 844.




Chart medley

I want to stitch Christmas decorations to give as gifts. I have a big family, and don't want to stitch the same one twice. Please find me a chart collection!

Alison Cahill, Aberdeen

I found a brilliant collection of 116 designs for you, Alison! Leisure Arts' *Mini Cross Stitch Ornaments* chart book is filled with small designs that are quick to stitch and turn into gifts. Choose from snowmen, Santas, angels and more. You can buy the book for £7.93 from www.wordery.com



Track it down for me...

Please find the following design for me – I'm crazy for it! (Continue on another sheet if necessary)

The design I want and why

.....

My name and address.....

.....

Email

Tel.....

Fill in and cut out this coupon (or photocopy) and send to:

Starting small

I'd love to make my first ever cross stitch cushion, but would like to start off small. Can you find a little Christmas-themed design for me, please?

Katie Smith, Ardglass

How about this sweet little cushion featuring a gingerbread man? It's a Jayne Schofield design originally published in the David & Charles book *101 Ways to Stitch, Craft, Create for all Occasions*. However, you can now buy the Gingerbread Man Pillow chart for 99p! Once stitched, the design can be mounted onto a mini cushion. Along with a full-colour chart, you'll also get making up instructions for the pillow, which



Fancy frames

Where can I buy shaped frames to turn my stitching into decorations? I saw some at a stitching show once, but can't remember where they were from.
Sophie Meyer, Devizes

A few different manufacturers make the type of frame you're talking about, Sophie, and I particularly like the ones by Vervaco. They're all gold-effect plastic and come in various shapes including a heart, a bird



and a star, pictured here. The star-shaped frame measures 9x7cm (3½x2¾in) and would be ideal for Christmas, or other occasions too, like birthdays. It costs £2.05 from www.sewessential.co.uk, or call ☎ 01283 210 422.

Nordic Xmas

I want to stitch a Scandi-style Santa project, but haven't been able to find one anywhere!
Monica Lambert, Ipswich

I'm also a big fan of Scandinavian design, Monica, and I hope you'll love the design I've found for you. It's the 2015 Schooler Santa designed for The Prairie Schooler. It's the perfect size for a card or small frame. To order the chart for £2.79, visit www.sewandso.co.uk or call ☎ 0800 013 0150.



Snow crystal

Can you find me some snowflake-shaped buttons to sew around the edge of my latest project, please? Red or green would work.
Angela Graham, Bedwas

I love these Painted Wooden Snowflake Buttons in red, Angela. They measure 1.8cm (¾in) in diameter and are sold in packs of five for £1.50. They also come in green, purple, cerise, brown, white and aqua. Call ☎ 0207 704



1060 or visit www.raystitch.co.uk to order and browse the whole range of wooden buttons, which also includes trees and houses.

Needle in a haystack

I'd like to stitch a fairytale design for my three-year-old niece – something cute and colourful, maybe featuring a princess as a little girl instead of an adult.
Christina Warren, Cockermouth

If it's a little princess you want, it's a little princess you shall have, Christina! Created by none other than Crazy designer Lucie Heaton, this adorable fairytale chart features a tiny princess with pigtailed and a teddy bear



on 14-count aida. It's available as a download for £4.50 from www.lucieheaton.com. I hope your niece likes it!

Chart choice

This month: *Christmas trees*

Make this Christmas the best one yet with these trees, all decked out for the holiday celebrations

Trim the tree

£2.90, Christmas Tree by Ringcat
www.ringcat.etsy.com

Here's a lovely classic tree, ready to stitch in the six thread colours suggested, or in shades that match your own tree's colour scheme. Work it entirely in whole stitches on 14-count aida for a finished picture measuring 7.5x7.5cm (3x3in).



Scandi sampler

£5.72, Merry Christmas Cross Stitch Sampler by Love4CrossStitch
www.love4crossstitch.etsy.com

This sampler-style tree will keep you interested from the first stitch to the last! It's an easy project worked in whole stitches only. It would make a beautiful gift for a loved one!



So tweet

£4.84, Christmas Birds by StitcheryStitch
www.stitcherystitch.etsy.com

What a jolly unusual example of a tree! This fir is made up of 15 birds stitched in cheerful reds and blues. As an easy design in whole stitch and French knots, it's aimed at beginners and upwards. It'll work well on many fabrics, including 14-, 16- and 18-count.



Shift gears

£3.82, Techno Christmas Tree by Kiokiz
www.kiokiz.etsy.com

This is a great tree to stitch for anyone with a keen interest in gears, machines and motors – or steampunk design! This novel project is stitched in four shades of green and one yellow using whole stitches only. It's 12x16.5cm (4½x6½in) when stitched on 14-count aida.



Blue-nosed bear

I saw a DMC Tatty Teddy kit some time ago called Santa Bear and wished I'd bought it at the time, as I can't seem to find it now. Please help me track it down!
Kim Williams, Ely

I'm always happy to search for adorable Tatty Teddy stitches, Kim! I've managed to track this one down for you. It's available from Stitch 'n' Knit for £2.99. The design of this much-loved bear with a blue nose is so

gift measures 7.5x7.5cm (3x3in) when finished. To buy, visit www.stitchnknit.co.uk or call ☎ 01253 883 685



WithLove

Tiny dancers



Each of these ballerinas is putting on a pretty show inside a festive snowglobe!
Designed by Lucie Heaton

Twinkling metallic threads, elegant poses and a magical sprinkle of snow – these cute stitches have it all! Create your own winter wonderlands with these timeless ballerinas, turning them into Christmas cards and gift tags for your loved ones. Or, if you prefer to have them pirouette and twirl on your wall, each design will also fit neatly inside a 3in hoop. As they only include whole stitches

Need to know

Stitch Time
2-8 hours each (approx)
Stitch Types
Whole cross stitch,
backstitch

and backstitch, they're quick to make, too! Curl up and watch *The Nutcracker* while you stitch these ballet beauties. ●

ShoppingList...

Threads - Stranded cotton and metallic threads as listed in the key

Needle - Size 24 tapestry needle

Fabric - Zweigart 14-count white aida measuring 15x15cm (6x6in) for the card designs and 10x10cm (4x4in) for the tags. To buy, visit www.sewandso.co.uk or call ☎ 0800 013 0150

Extras - Triple aperture cards measuring 120x120mm with 75mm circle apertures in (29) Baby Blue (Precious Pearl). To buy, visit www.pdacardandcraft.co.uk or call ☎ 01773 712 266; matching cardstock cut to size for the tags and ribbon of your choice from local stores



جهت مشاهده جدیدترین اخبار، مقالات و دوره های آموزشی هنری به سایت ما

www.studio-tarahan.ir @studio.tarahan



مراجعه نمایید:





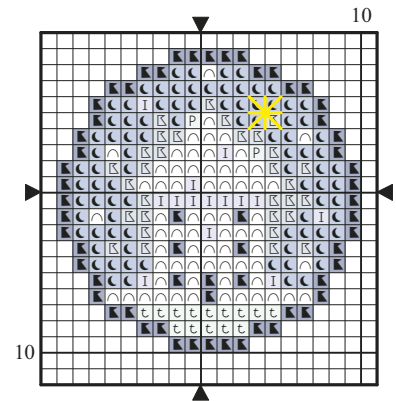

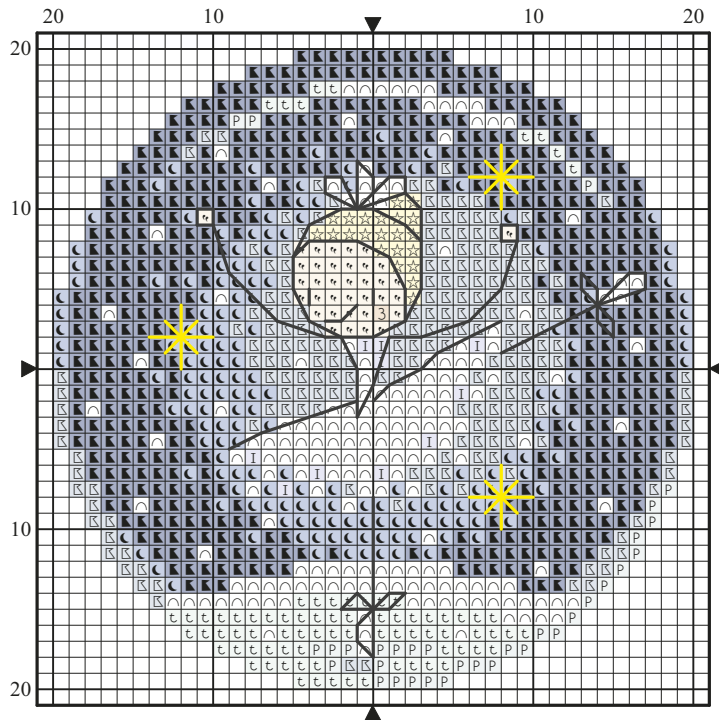
Use pearlescent cardstock
and thin ribbon to make

جهت مشاهده جدیدترین اخبار، مقالات و دوره های آموزشی هنری به سایت ما

 www.studio-tarahan.ir  [studio.tarahan](https://www.instagram.com/studio.tarahan)

مراجعه نمایید:





Ballerina snowglobes

✦ Cross stitch in two strands

| | DMC | Anchor | Madeira |
|---|-------|---------------------|---------|
| ■ | 312 | 979 | 1005 |
| ☾ | 334 | 977 | 1004 |
| 3 | 754 | 1012 | 305 |
| t | 775 | 1031 | 1001 |
| • | 948 | 892 | 306 |
| ☆ | 3078 | 292 | 102 |
| ⊠ | 3755 | 140 | 1013 |
| P | 3841 | 9159 | 1002 |
| ∩ | E5200 | (DMC Light Effects) | |
| I | E3747 | (DMC Light Effects) | |

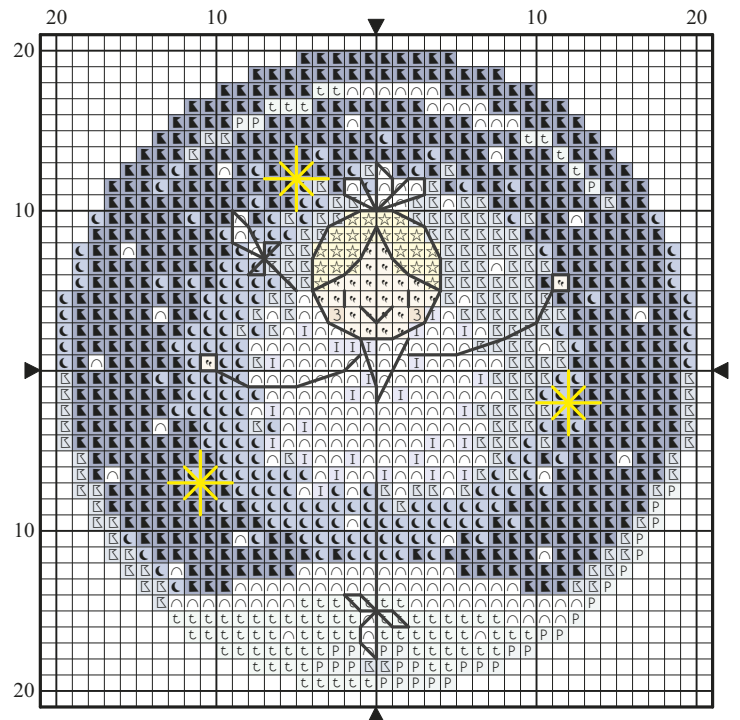
✦ Backstitch in one strand

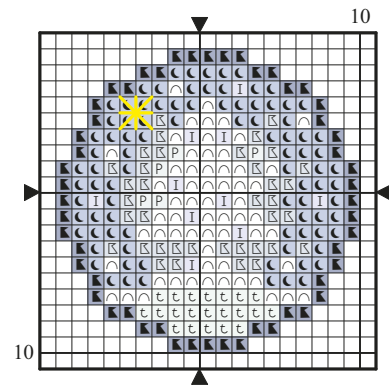

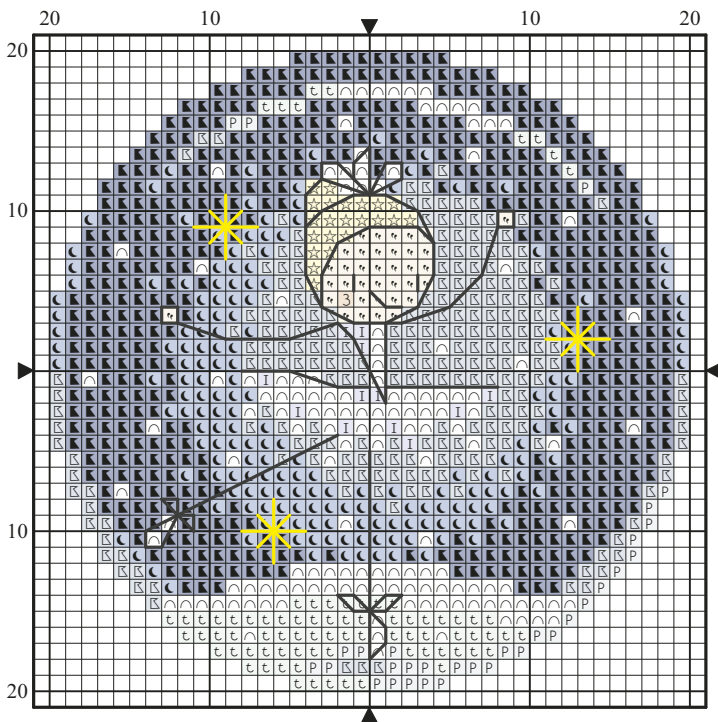
| | | | |
|---|-------|---------------------|------|
| — | 3799 | 236 | 1713 |
| — | E5200 | (DMC Light Effects) | |

✦ Whole stitches only

Max stitch count 40 (h) x 40 (w)
Design area on 14-count fabric
7.5x7.5cm (3x3in)

Stitched by Charlotte Hodgman





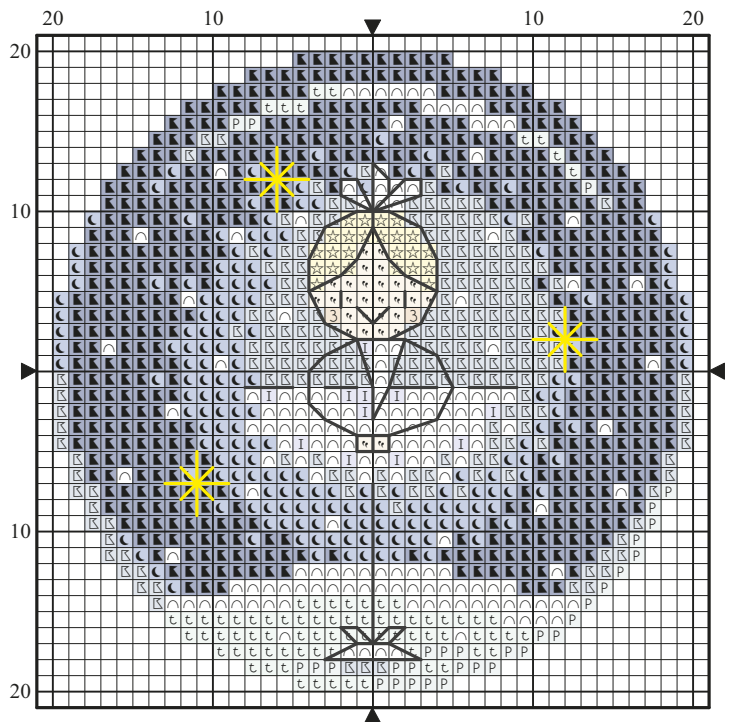
Alison Says...



I've been fascinated by snowglobes since I was a kid, so I can't wait to make one up in stitches! And with Lucie's pretty ballerinas? Perfect!
Alison Maney, Production Editor, Cross Stitch Crazy

Crazy tip

If you have questions, try stopping in at your local needlecraft shop for expert advice



Cross stitch

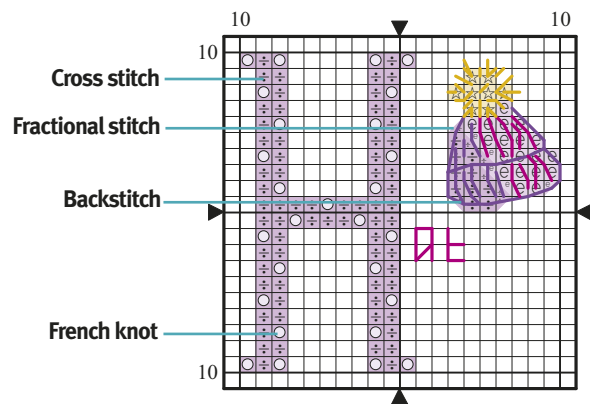
How To

Start stitching today with Technical Editor Fiona's handy guide



Understanding charts and keys

Follow the steps below for an introduction to getting started, then use the simple instructions opposite to learn each stitch!



Symbol and colour that corresponds to the chart

Type of stitch and number of strands

Stitch count – how many stitches high and wide the design is

H is for hat

✕ Cross stitch in two strands

| | DMC | Anchor | Madeira |
|---|-----|--------|---------|
| ⊕ | 208 | 99 | 804 |
| e | 209 | 98 | 803 |
| ☆ | 676 | 891 | 2208 |

✕ Backstitch in one strand

| | | | |
|---|-----|-----|------|
| — | 208 | 99 | 804 |
| — | 327 | 101 | 805 |
| — | 729 | 890 | 2209 |

✕ French knots in one strand

| | | | |
|---|-----|-----|-----|
| ○ | 211 | 342 | 801 |
|---|-----|-----|-----|

✕ Contains fractionals

| | | | |
|--|--|--|--|
| | | | |
|--|--|--|--|

Stitch count 20 (h) x 20 (w)
Design area on 14-count fabric
3.5x3.5cm (1½x1½in)

Design area – what the design will measure when stitched on the specified fabric

The three main brands of thread we use. The first column is always the one that we've used to stitch the design

Thread number represented by the symbol

Reading the chart

Our charts are printed with coloured squares containing a symbol that represents squares to be stitched on the fabric. The key alongside the chart will tell you what colour thread each symbol corresponds to, so you know which one to thread your needle with (see right).

Where to start

The centre of our cross stitch charts is marked out using small arrows on the edge of each side of the chart. This is the best place to start stitching, so you end up with the design in the middle of the fabric. To find the centre of your fabric, fold it in half horizontally, open it up and fold it vertically. When you open the fabric again, you'll find the creases mark the centre.

Following our keys

All our charts are accompanied by keys that tell you how many strands of thread to stitch in (each length of stranded cotton contains six strands), the thread colours needed (listed in numbers), whether there are backstitch lines, French knots or fractional stitches (see page 79 for details of how to work these), and the size of the design. The thread numbers listed in the first column of the key refer to the brand that we've used to stitch the design, then numbers for two other brands of threads are given. These are not always exact equivalents, but are the closest colour match available.

Finding what you need

Each project includes a shopping list telling you what needle you'll need, and the type and size of fabric required. It'll also include the sizing or details of other products you'll need to frame or

Perfect for beginners

Small, quick-to-stitch designs, such as the hat opposite, are ideal to try if you're new to stitching. For more simple designs, take a look at these:

- ▶ **PAGE 8**
Penguin gift tags
- ▶ **PAGE 16**
Cuddly polar bear
- ▶ **PAGE 37**
Stained glass cards
- ▶ **PAGE 63**
Patchwork motifs
- ▶ **PAGE 64**
Fair Isle style bunting




جهت مشاهده جدیدترین اخبار، مقالات و دوره های آموزشی هنری به سایت ما مراجعه نمایید:

www.studio-tarahan.ir @studio.tarahan




Cross-stitching.com
The non stop stitching site

Don't forget to log on to our website, Cross-stitching.com, to check out video tutorials, handy tips and much more!



Getting started

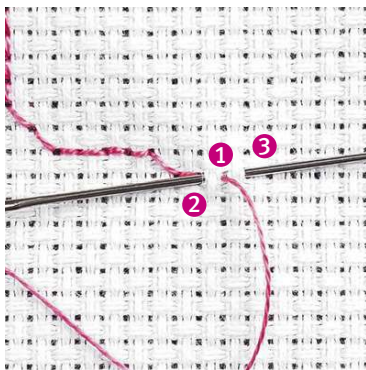
The loop method is the neatest way to start stitching, but can only be done with an even number of strands. Cut a 40cm (16in) thread length, then fold one strand in half. Thread the needle with the ends to form a loop, and bring the needle up through the fabric (above left). As you take it back down, pass it through the loop and pull to secure.



You'll need to make a whole cross stitch for each coloured square on the chart. Bring the needle up at the bottom left corner of a square and down at the top right corner. This is called a half cross stitch. Bring the needle up again at the bottom right corner and back down at the top left to finish off the cross stitch (above centre).




TIP Working a row of half cross stitches (above right), then completing the whole cross stitch on the return journey, is a quick way to work, especially when stitching block sections of colour.
TIP Work each half cross stitch in the same direction, so the top 'arms' of your cross stitches all face the same way.




Backstitch

Backstitch is shown by a coloured line and is added to stitching to create detail. Work the backstitch over individual blocks on aida, or pairs of threads on evenweave. Bring the needle up through the fabric at 1 and take it down at 2, up at 3 and so on, so that you are working back on yourself.



French knots

French knots appear as dots on your chart. Bring the needle up through the fabric, then holding the thread with your left hand, wind it round the needle as many times as advised in the key. Holding the thread taut, take the needle down part of a block away. Pull through until a neat knot is formed.



Seed beads

To attach seed beads, you'll need to use a beading needle instead of a tapestry needle, as they're thinner. With a single strand of thread, use a half cross stitch to secure your beads, making sure the 'arms' of your stitches are all facing the same way.




Fractional stitches

To make a quarter stitch, bring the needle up at the corner of a square and take it down through the centre, halfway across the diagonal, splitting the aida block (above left). To turn this into a three-quarter stitch, make a half cross stitch across the other



cross stitch across the quarter stitch. If you have to make two fractional stitches back-to-back in the same square, you'll need to decide which is a quarter stitch and which is a three-quarter stitch. Usually, the three-quarter stitch (shown here in pink) is made



Finishing your thread

Once you've finished stitching, finish off your threads by running your needle through the back of several stitches that you've already completed. Snip off the ends neatly with a sharp pair of embroidery scissors, as close

AFGHAN – a woollen blanket or rug with areas for cross stitching
AIDA – the most common cross stitching fabric, made up of threads woven in blocks rather than singly
AIDA BAND – a thin strip of aida with a decorative edge, used to adorn towels, bookmarks, etc. Comes in various widths
APERTURE – the space through which a design is shown (mainly on cards and in frames)
BEADING NEEDLE – a long, fine needle that slides easily through seed and bugle beads
DESIGN AREA – the measurement of the finished design, depending on the count of fabric used
EVENWEAVE – fabric made from evenly-spaced woven threads. It's softer and more flexible than aida
FABRIC COUNT – the number of holes per inch (HPI) on your fabric. The higher the number, the finer your fabric will be
FABRIC SIZE – the size of fabric needed for the design, including allowance for framing
FRACTIONAL STITCH – stitches made from a quarter or three-quarters of a cross stitch
HALF STITCH – the first arm of the cross. Used to give a less dense stitch to lighter areas
HOOP – a plastic or wooden circular frame that holds your fabric taut while you stitch on it
JOBELAN – one of the most widely used types of evenweave fabric
KEY – a list of all the threads and stitches used in a design, and their respective chart symbols
LONG STITCH – long backstitches that extend over larger areas of the fabric, to depict sky or grass etc
PERFORATED PAPER – toughened paper, perforated with tiny holes
PETIT POINT – tiny stitches, one quarter the size of a cross stitch, for detailed areas of stitching
PLASTIC CANVAS – a plastic alternative to fabric, ideal for making decorations and bookmarks
SAMPLER – traditional stitching, demonstrating a variety of stitches
SATIN THREADS – silky threads that add a subtle sheen
SKELIN – an 8m length of stranded cotton, divisible into six strands
STITCH COUNT – the number of stitches (vertical and horizontal) that make up a design
STITCHING OVER TWO – term used to describe stitching over two threads on evenweave fabric
WADDING – padding used to add depth to stitching when it's mounted inside cards
WASTE CANVAS – loosely woven fabric, held together with soluble glue. Often used to add designs to clothes and softer fabrics
WHOLE STITCH – a complete cross stitch as opposed to half, quarter



In Crazy next month

On sale from 26th October

FREE
GIFT!

2-IN-1 MARGARET
SHERRY XMAS
CARD KIT

All this

Classic charm

A traditional Yuletide abc



It's finally here!

All the joys of Christmas morning

Such a doll



جهت مشاهده جدیدترین اخبار، مقالات و دوره های آموزشی هنری به سایت ما

مراجعه نمایید:

www.studio-tarahan.ir @studio.tarahan





Winter whimsy
Stitch a pretty fairy and robin!



Retro Christmas
Give jolly vintage-style gifts

and more in issue 236

Merry and bright

Kids will love these easy-to-stitch ornaments in fresh and fun colours!



Blackboard beauties
Chalk it up to Christmas cheer!

From all good newsagents

جهت مشاهده جدیدترین اخبار، مقالات و دوره های آموزشی هنری به سایت ما


www.studio-tarahan.ir @studio.tarahan

مراجعه نمایید:



Teabreak

Put your feet up and test those little grey cells with *Crazy's* crossword and sudoku!



Complete the crossword and rearrange the letters in the coloured squares to spell the name of a baking spice (6)

Across

- 1) Mix of coffee and chocolate (5)
- 4) Orange spice from crocuses (7)
- 8) Cold spicy fruit or vegetable preserve (6)
- 9) Not binding, invalid (4)
- 11) Plant with feathery fronds (4)
- 12) Way out (4)
- 13) Give off, send forth (4)
- 15) Sweet extract for flavouring (7)
- 17) Strong beer (3)
- 18) Bitter-tasting herb (3)
- 19) Skilled craftsman (7)
- 21) Round tower to store grain in (4)
- 22) Sharp-tasting (4)
- 24) In the company of (4)
- 26) Ankle-length (4)
- 28) Dull and depressing (6)
- 29) Herb sprinkled on pizzas (7)
- 30) A section of something (5)

Down

- 1) Sweet syrup made from the sap of a tree by the same name (5)
- 2) Red food colouring (9)
- 3) Clever and talented (4)
- 5) Decorative green candied stems used in baking (8)
- 6) Aniseed-tasting herb (4)
- 7) Liquid cooking fat (3)
- 10) Unit of volume (5)
- 14) Breakfast spread made from citrus fruit (9)
- 16) Science of flying planes (8)
- 17) High-quality Indian tea (5)
- 20) Water sport (6)
- 23) Aromatic herb with a slightly minty flavour (5)
- 25) Tortilla sandwich (4)
- 27) What we breathe (3)

WIN!

Solve these fun puzzles and you could win a kit!

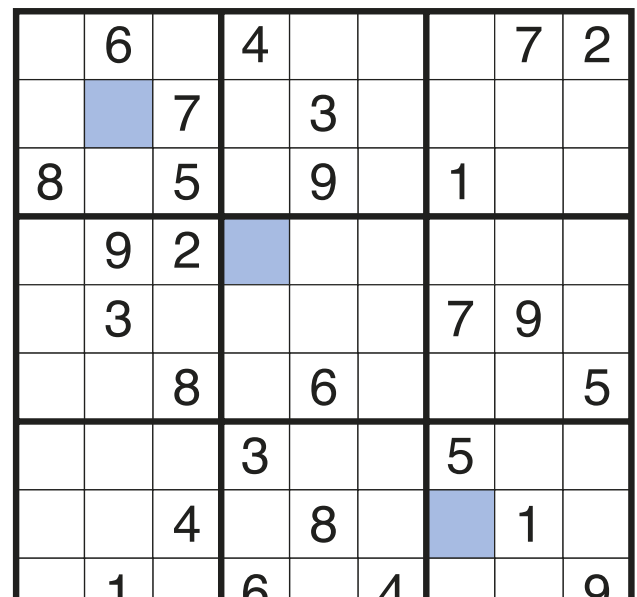
Once you've completed the crossword or sudoku, text* in your answer (see below for details) for the chance to win this Arabian Horse kit by Anchor, worth £13.50! Designed by Amanda Butler, the finished design measures 16.5x19.5cm (6½x7½in). Stitch this beauty to life today! To buy, visit www.sewandso.co.uk or call 0800 013 0150.



WORTH OVER £13!

TO ENTER: *Text **CSC235PUZZLE** followed by your answer, name, email address and postal address to 87474. Texts will be charged at 50p plus your standard network rate. For full terms and conditions turn to page 53. To enter by post, send your answer, name and address on a postcard to: Crazy 235 Crossword, *Cross Stitch Crazy*, Immediate Media Company Bristol Ltd, 2nd Floor, Tower House, Fairfax Street, Bristol BS1 3BN. The closing

Fill in the blanks so each row, column, and 3x3 box contains the numbers 1-9. Text* the numbers in the coloured squares to enter the competition.



جهت مشاهده جدیدترین اخبار، مقالات و دوره های آموزشی هنری به سایت ما

مراجعه نمایید:

www.studio-tarahan.ir @studio.tarahan



Order your copy today!

Your extra-special festive collection

Ultimate CrossStitch



Only £8.99 inc p&p



Ultimate CrossStitch Christmas

Vol 15 2017
£8.99

265 charts FOR ONLY £8.99



FESTIVE DESIGNS YOU'LL LOVE TO STITCH

* 35 Christmas cards * 75 quick gift ideas * 10 fun makes for kids * Christmas decorations & much more



Stocking cutie



Traditional garland



Winter robin



Christmas stocking



8 bauble cards



Christmas

This stunning selection is bursting with 265 must-stitch charts to stitch for the festive season, including gorgeous gifts and brilliant cards.

With 265 charts inside, you are sure to find yourself the perfect present and card to stitch for friends and family. Choose from beautiful decorations, a Christmas stocking, an advent calendar, festive cushions and much more.

Inside this issue:

- * Don't miss Joan Elliott's gifts sack adorned with merry Santa and his gifts and toys
- * Stitch our gift set for baby's first Christmas
- * Margaret Sherry's hedgehog is all cosied up in a stocking – he's a real Christmas cutie
- * Santa stop here! Make festive signs to welcome Father Christmas in stitching style
- * Plus, Charles Dickens' themed presents to choose from, and elegant blackwork gifts. And don't forget the gift wrap – ribbons and tags galore!

Your favourite designers

- * Emma Congdon * Joan Elliott
 - * Lucie Heaton * Durene Jones
 - * Margaret Sherry * Lesley Teare
 - * Susan Bates * Maria Diaz
- and more!

Your stunning collection of favourite festive designs!

Order your copy now!

CALL 03330 162 138 and quote 'PRINT1'

ONLINE www.buysubscriptions.com/craftspecial

جهت مشاهده جدیدترین اخبار، مقالات و دوره های آموزشی هنری به سایت ما

مراجعه نمایید:

www.studio-tarahan.ir @studio.tarahan



HERITAGE Crafts

Working with talented artists to produce beautiful counted cross stitch designs




Ollie and Ivy
by Peter Underhill - 15.5 x 12cm




Ollie Owl
by Peter Underhill - 11.5 x 15.5cm




Christmas Skaters by John Clayton - 31 x 22cm



Christmas Village by John Clayton - 31 x 22cm



Zoe by John Clayton - 18 x 30.5cm




Flamingo
by Peter Underhill - 12.5 x 31cm




Round Robin
by Karen Carter - 11.5 x 11cm



Christmas Kiss
by Karen Carter - 12 x 10cm



The Imposter
by Peter Underhill - 9 x 11.5cm



The Antagonist
by Peter Underhill - 9 x 11.5cm



Distracted by Peter Underhill - 23.5 x 14cm



I Hate Christmas by Peter Underhill - 18 x 13.5cm



Christmas Kittens by Peter Underhill - 26 x 13cm

جهت مشاهده جدیدترین اخبار، مقالات و دوره های آموزشی هنری به سایت ما

www.studio-tarahan.ir @studio.tarahan

مراجعه نمایید:

